

COOK NUCLEAR PLANT

2025 Emergency Information Calendar for Berrien County



READ THIS NOW AND THEN DISPLAY IT FOR EASY ACCESS

READ THROUGH THIS CALENDAR NOW AND THEN DISPLAY IT FOR EASY ACCESS

Dear Berrien County Resident:

This calendar explains what to do if there is a serious emergency in Berrien County. That's why the information it contains is vitally important.

Read this emergency information now. Then display it where you can access it quickly. This calendar is published especially for people who live, work, or go to school within 10 miles of the Cook Nuclear Plant in Bridgman. It is also for use by boaters, campers, and all visitors to the area.

The best way to be safe in an emergency is to know what to do and how to help others. In this calendar, you will learn what to do if there is a nuclear accident, chemical spill, or an emergency weather condition such as a tornado or another dangerous condition.

Please share this information. Make sure your family knows what to do if an emergency occurs. Talk over the information with people at your work. Discuss it with your neighbors and friends. Find out if anyone in your neighborhood or workplace will need extra help in an emergency. Inform your neighbors or co-workers if you will need extra help. If you know people who are blind or have difficulty reading, please read this information to them. Make sure they understand it. We want everyone in our communities to be prepared to handle emergencies calmly and safely.

Sincerely,

Indiana Michigan Power

Berrien County Emergency Management & Homeland Security Division

Michigan State Police Emergency Management and Homeland Security Division

CALL OR EMAIL IF YOU:

- Have questions, requests, or comments about the calendar.
- Need more information about emergency preparedness.
- Need more copies of the calendar.
- Would like to schedule a guest speaker to discuss the Berrien County Emergency Plan with your organization, company, or service club.

Cook Energy Information Center

800-548-2555 | cookinfo@aep.com
One Cook Place | Bridgman, MI 49106
www.cookinfo.com
www.aep.com

Berrien County Sheriff's Office, Emergency Management & Homeland Security

269-983-7141, Ext. 4915
919 Port Street | St. Joseph, MI 49085
www.bcsheriff.org

TABLE OF CONTENTS

What to do if you receive an emergency alert	2
Area radio and TV stations	2
Top Cook calendar photos over the years	3
Integrated Public Alert & Warning System (IPAWS) & B-WARN!.....	16
What to do if you are told to seek shelter	16
What to do if you are told to evacuate.....	16
Cook Nuclear Plant Emergency Planning Zone	17
What to bring with you	17
Functional Needs Information and card	17-18
Important nuclear emergency terms and radiation facts	18-19
Notice to farmers, food processors and distributors.....	19-20
State of Michigan potassium iodide distribution	21
2025 potassium iodide (KI) voucher	21
2025 photo contest winner	22
Preparing for an emergency event.....	22



NRC Licensed Senior Reactor Operators train on Cook Plant's Control Room simulator every five weeks to ensure that the plant's two units generate electricity safely and reliably every day of the year.

IMPORTANT: PLEASE READ NOW

WHAT TO DO IF YOU RECEIVE AN EMERGENCY ALERT

In Berrien County, emergency alerts are sent through several different systems. IPAWS wireless emergency alerts, B-WARN! alerts, NOAA weather radios, and broadcasts over TV and radio are used to let you know a serious emergency is happening. Such emergencies include a nuclear accident, chemical spill, severe weather, or another dangerous condition that requires you to take action for safety. Learn more about IPAWS online by visiting the **Emergency Management & Homeland Security Division webpage at www.bcsheiff.org**, and look for the public warning system section.

If you receive an alert, tune in to any TV station or radio station listed in this section, or check your cell phone or another wireless communication device for emergency messages.

IPAWS is FEMA's national alert warning system that delivers messages via WEA, EAS, and NOAA weather radio. You will need to sign up for the other alert system the county uses called B-WARN!

- **Cell phones and other wireless devices receive IPAWS Wireless Emergency Alerts (WEA).** These are text-like alerts that loudly alert your phone if the setting to receive local emergency alerts is turned on. If your wireless carrier participates in the WEA system, you will receive emergency alerts automatically. WEA messages are not charged to your wireless data plan. You may need to turn on this feature to receive the alerts. Contact your phone provider or store for assistance on how to turn these settings on.
- **Emergency Alert System (EAS) messages are sent through TV and radio stations.** All of the TV and radio stations listed here are part of the EAS. Some of the stations may experience a delay in getting emergency information out due to computerized programming or limited broadcast scheduling. Check all of the listed stations until you find one that is broadcasting emergency information.
- **NOAA Weather Radios will also alert and broadcast emergency information** when the National Weather Service Forecast Office in Northern Indiana activates them at the request of county officials.
- **B-WARN! is a system you sign up for.** It allows you to enter landline phone numbers, cell numbers, text message numbers, pagers, email addresses, and fax numbers to be alerted in an emergency. This system also allows you to enter addresses for places you want to be alerted even if you are not there, such as a child's school or your home while you are away. Learn step-by-step how to sign up for "B-WARN!" on page 16 of this calendar, and then sign up at www.bcsheiff.org. You may also fill out and mail the Functional Needs card on page 17.

If you believe, for whatever reason, the above methods will not be able to alert you, please see the Functional Needs card on page 17.

VACATIONERS AND VISITORS:

If you receive an emergency alert while vacationing or visiting the area, follow the instructions included in the alert. If you are outdoors, seek shelter indoors. Tune in to one of the TV or radio stations listed on this page for more detailed information. Follow all directions given by park officials, sheriff, and police officers.

BOATERS AND CAMPERS:

If you receive an emergency alert while boating, do not wait for further warning. Tune in to the marine channel 16 (156.8 MHz) or an area AM/FM radio station listed below for emergency information. Mariners are encouraged to keep their radios tuned to channel 16 when on Lake Michigan to receive emergency information. Marine patrol boats will also warn boaters on Lake Michigan if there is a serious emergency. You will be told the location of safe waterways and docking areas.

If you receive an emergency alert while camping, hiking, swimming, or visiting area parks, follow all emergency instructions from park officials. At Warren Dunes and Grand Mere State Parks, officials will use the public address system or mobile alert units to let you know what to do. At other local parks, immediately tune in to an area radio station listed below and follow instructions.

Emergency Alert System (EAS) area radio & TV stations

Tune in to one of these radio or TV stations for emergency information. All call letters are accurate at the time of printing. All stations are on the air 24 hours. Check your cable or satellite provider for your channel lineup.

Radio				
AM	FM			
WHFB - 1060	WAUS - 90.7	WEFM - 95.9	WCXT - 98.3	WCSY - 103.7
WNIL - 1290	WSJM - 94.9	WCOE - 96.7	WQLQ - 95.7	WQYQ - 106.1
	WTRC - 95.3	WY TZ - 97.5	WAOR - 102.7	WIRX - 107.1

TV			
WNDU - NBC 16	WNDU - 16.2	WSBT - CBS 22.1	WBND - ABC 57
WNDU - NBC 16.1	WSBT - CBS 22	WSBT - FOX 22.2	WBND - ABC 57.1

FOLLOW ALL BROADCAST INSTRUCTIONS PROMPTLY.
The radio or TV announcer will tell you what actions you should take – if any.

TOP COOK CALENDAR PHOTOS OVER THE YEARS

Capturing the Heart and Soul of Berrien County since 2013

In 2013, we introduced a fresh twist to our Cook Nuclear Plant Emergency Information Calendar by showcasing the talents of amateur and professional photographers. Since then, thousands of remarkable submissions have come in, with Berrien County residents helping to select the Best Shots for the monthly pages. Here are some favorites from 2013 to 2015 and the winners from 2016 to 2024.




2013
Scott Rose



2014
Steve Campbell



2015
Theodore Post



2016
David Blasy



2017
Brennan Miller




2018
Molly Pate



2019
Ryan Lemke



2020
Molly Pate



2021
Shaena Lorenz



2022
Aaron Goddard




2023
Molly Pate



2024
Molly Pate



FOCUS ON DON AMES



Don Ames, 1931 to 2012

Whether he was capturing breathtaking vistas from his airplane or shooting in the depths of the Cook Nuclear Plant, Don Ames and his camera were amazing. He documented our energy story from the day we broke ground to build our two nuclear units until he retired in 2010.

Don's aerial, event and nature photographs appeared in every home in Berrien County starting with our 1995 Emergency Calendar through 2012. Our stories live on through his photographs. (See his photo on our 2025 Calendar front cover.) But we still miss his endearing sense of humor and warm smile.



BLUSTERY | ST. JOSEPH NORTH PIER

Keith Sawyer | St. Joseph

JANUARY

SUNDAY	MONDAY	TUESDAY	WEDNESDAY	THURSDAY	FRIDAY	SATURDAY
<p>DECEMBER 2024</p> <p>1 2 3 4 5 6 7</p> <p>8 9 10 11 12 13 14</p> <p>15 16 17 18 19 20 21</p> <p>22 23 24 25 26 27 28</p> <p>29 30 31</p>	<p>SAFETY TIP:</p> <p>Make sure to turn on the settings on your mobile devices to receive local emergency alerts. For more information, read page 16.</p>		<p>1 NEW YEAR'S DAY KWANZAA ENDS</p>	2	3	4
5	6	7	<p>8 Open Mic Night: Wednesdays through December Box Factory, St. Joseph</p>	9	10	11
12	13	14	15	16	<p>17 21st Annual Hunter Ice Festival Jan. 17-19 Downtown Niles Gallery Exhibition Series 1 through Feb. 23, Box Factory St. Joseph</p>	18
19	<p>20 MARTIN LUTHER KING JR. DAY</p>	21	22	23	24	<p>25 Miss Spirit of Blossomtime Pageant, St. Joseph High School Auditorium</p>
26	27	28	<p>29 CHINESE NEW YEAR</p>	30	<p>31 Chili Tour Downtown St. Joseph</p>	<p>FEBRUARY</p> <p>1</p> <p>2 3 4 5 6 7 8</p> <p>9 10 11 12 13 14 15</p> <p>16 17 18 19 20 21 22</p> <p>23 24 25 26 27 28</p>



WINTER'S WATCHFUL EYES | HARBERT

Terri Hebert | Harbert

FEBRUARY

SUNDAY	MONDAY	TUESDAY	WEDNESDAY	THURSDAY	FRIDAY	SATURDAY
<p>JANUARY</p> <p>1 2 3 4</p> <p>5 6 7 8 9 10 11</p> <p>12 13 14 15 16 17 18</p> <p>19 20 21 22 23 24 25</p> <p>26 27 28 29 30 31</p>	<p>SAFETY TIP:</p> <p>Contact your cell phone provider to see if they participate in WEA and if your phone is capable of receiving alerts. See page 16.</p>					<p>1 St. Joe Winter Beer Fest Downtown St. Joseph</p>
<p>2 GROUNDHOG DAY</p>	<p>3</p>	<p>4</p>	<p>5 Open Mic Night: Wednesdays through December Box Factory, St. Joseph</p>	<p>6</p>	<p>7 Ice Fest Feb. 7-9, Downtown St. Joseph</p>	<p>8</p>
<p>9</p>	<p>10</p>	<p>11</p>	<p>12</p>	<p>13</p>	<p>14 VALENTINE'S DAY</p>	<p>15</p>
<p>16</p>	<p>17 PRESIDENTS' DAY</p>	<p>18</p>	<p>19</p>	<p>20</p>	<p>21</p>	<p>22 SMSO: Bach and Assad First Congregational Church St. Joseph</p>
<p>23</p>	<p>24</p>	<p>25</p>	<p>26 MAHA SHIVRATRI</p>	<p>27</p>	<p>28 RAMADAN STARTS</p>	<p>MARCH</p> <p>1</p> <p>2 3 4 5 6 7 8</p> <p>9 10 11 12 13 14 15</p> <p>16 17 18 19 20 21 22</p> <p>23 24 25 26 27 28 29</p> <p>30 31</p>



LAKE OF GLASS | ROCKY GAP COUNTY PARK, BENTON HARBOR
Jordan Brennan | Niles

MARCH

SUNDAY	MONDAY	TUESDAY	WEDNESDAY	THURSDAY	FRIDAY	SATURDAY
<p>FEBRUARY</p> <p>1</p> <p>2 3 4 5 6 7 8</p> <p>9 10 11 12 13 14 15</p> <p>16 17 18 19 20 21 22</p> <p>23 24 25 26 27 28</p>	<p>APRIL</p> <p>1 2 3 4 5</p> <p>6 7 8 9 10 11 12</p> <p>13 14 15 16 17 18 19</p> <p>20 21 22 23 24 25 26</p> <p>27 28 29 30</p>	<p>SAFETY TIP:</p> <p>Will you or someone you know need extra help in the event of an emergency? Fill out and mail the Functional Needs card on page 17 today.</p>				1
2	3	4 MARDI GRAS	5 ASH WEDNESDAY/FIRST DAY OF LENT Open Mic Night: Wednesdays through December Box Factory, St. Joseph	6	7 March Mannequins Downtown St. Joseph	8 Spring Artisan Fair Union + Social, St. Joseph
9 DAYLIGHT SAVINGS TIME BEGINS	10	11	12	13 PURIM	14 HOLI	15 Coloma St. Patrick's Evening Lighted Parade
16	17 ST. PATRICK'S DAY	18	19	20 FIRST DAY OF SPRING	21	22 Blossomtime Fashion Show Grand Upton Hall, Benton Harbor
23	24	25	26	27	28	29
30 RAMADAN ENDS	31					



NORTHERN LIGHTS | BARODA

John Kubicek | Bridgman

APRIL

SUNDAY	MONDAY	TUESDAY	WEDNESDAY	THURSDAY	FRIDAY	SATURDAY
<p>MARCH</p> <p>1</p> <p>2 3 4 5 6 7 8</p> <p>9 10 11 12 13 14 15</p> <p>16 17 18 19 20 21 22</p> <p>23 24 25 26 27 28 29</p> <p>30 31</p>		1	2 Open Mic Night: Wednesdays through December Box Factory, St. Joseph	3	4	5
6	7	8	9	10	11	12 PASSOVER BEGINS
13 PALM SUNDAY Mr. Blossomtime & Showcase of Queens Pageant, LMC Mendel Center, Benton Harbor	14 Miss Blossomtime Pageant LMC Mendel Center Benton Harbor	15 TAX DAY	16	17	18 GOOD FRIDAY	19
20 EASTER PASSOVER ENDS	21	22 EARTH DAY	23 ADMINISTRATIVE PROFESSIONALS' DAY	24 TAKE OUR DAUGHTERS & SONS TO WORK DAY	25 ARBOR DAY Coronation Ball, Grand Upton Hall, Benton Harbor	26
27	28	29 PASSOVER ENDS	30	<p>SAFETY TIP: Tune to one of the radio or TV stations listed on page 2 for emergency information.</p>		<p>MAY</p> <p>1 2 3</p> <p>4 5 6 7 8 9 10</p> <p>11 12 13 14 15 16 17</p> <p>18 19 20 21 22 23 24</p> <p>25 26 27 28 29 30 31</p>



LITTLE BIT | SAWYER
Lauren Kemp | Sawyer

MAY

SUNDAY	MONDAY	TUESDAY	WEDNESDAY	THURSDAY	FRIDAY	SATURDAY
<p>APRIL</p> <p>1 2 3 4 5 6 7 8 9 10 11 12 13 14 15 16 17 18 19 20 21 22 23 24 25 26 27 28 29 30</p>	<p>JUNE</p> <p>1 2 3 4 5 6 7 8 9 10 11 12 13 14 15 16 17 18 19 20 21 22 23 24 25 26 27 28 29 30</p>	<p>SAFETY TIP: Get an Emergency Information card for your boat or camper. Email us at cookinfo@aep.com.</p>		1	2 Youth Coronation Ball, Shadowland Ballroom, St. Joseph	3 Blossomtime Youth Parade St. Joseph/Benton Harbor
4 Antiques on the Bluff St. Joseph Blessings of the Blossoms MSU Extension Office	5 CINCO DE MAYO	6	7 Open Mic Night: Wednesdays through December Box Factory, St. Joseph	8	9	10 Blossomtime Grand Floral Parade Downtown St. Joseph Fun for the Buds 5K Walk/Run Downtown St. Joseph
11 MOTHER'S DAY Lake Michigan Youth Orchestra Spring Concert, Howard Performing Arts Center Berrien Springs	12	13 Keys to the Cities/Mayors Banquet, Shadowland Ballroom St. Joseph	14	15	16 Love Local Weekend, May 16-18 Throughout SWMI Michiana Annual Art Competition through Jul. 6, Box Factory St. Joseph	17 ARMED FORCES DAY SMSO: Symphony: Unexpected LMC Mendel Center Jenkins Theater, Benton Harbor
18	19	20	21	22	23 Memorial Day Parade Downtown St. Joseph	24 Farmers Market Saturdays through Oct. 11 St. Joseph
25	26 MEMORIAL DAY	27	28	29	30	31 Lake Bluff Artisan Fair St. Joseph



MAIDS OF THE MIST | LAKE BLUFF PARK, ST. JOSEPH

Tim Wheeler | Benton Harbor

JUNE

SUNDAY	MONDAY	TUESDAY	WEDNESDAY	THURSDAY	FRIDAY	SATURDAY																																													
1 Antiques on the Bluff St. Joseph	2	3	4 Open Mic Night: Wednesdays through December Box Factory, St. Joseph	5	6 D-DAY	7 Farmers Market Saturdays through Oct. 11 St. Joseph																																													
8	9	10	11	12	13	14 FLAG DAY																																													
15 FATHER'S DAY	16	17	18	19 JUNETEENTH	20 FIRST DAY OF SUMMER SUMMER SOLSTICE Love Local Weekend, Jun. 20-22 Throughout SWMI	21																																													
22	23	24	25	26	27	28																																													
29 Music in the Park, Baroda	30	<div style="background-color: #fff9c4; padding: 10px; text-align: center;"> <p>SAFETY TIP: If you raise livestock, your first priority is to protect dairy cows. Read more on page 20.</p> </div>			<p style="text-align: center;">MAY</p> <table border="1" style="width: 100%; text-align: center;"> <tr><td></td><td></td><td></td><td>1</td><td>2</td><td>3</td><td></td><td></td><td></td></tr> <tr><td>4</td><td>5</td><td>6</td><td>7</td><td>8</td><td>9</td><td>10</td><td></td><td></td></tr> <tr><td>11</td><td>12</td><td>13</td><td>14</td><td>15</td><td>16</td><td>17</td><td></td><td></td></tr> <tr><td>18</td><td>19</td><td>20</td><td>21</td><td>22</td><td>23</td><td>24</td><td></td><td></td></tr> <tr><td>25</td><td>26</td><td>27</td><td>28</td><td>29</td><td>30</td><td>31</td><td></td><td></td></tr> </table>					1	2	3				4	5	6	7	8	9	10			11	12	13	14	15	16	17			18	19	20	21	22	23	24			25	26	27	28	29	30	31		
						1	2	3																																											
4	5	6	7	8	9	10																																													
11	12	13	14	15	16	17																																													
18	19	20	21	22	23	24																																													
25	26	27	28	29	30	31																																													
				<p style="text-align: center;">JULY</p> <table border="1" style="width: 100%; text-align: center;"> <tr><td></td><td></td><td></td><td>1</td><td>2</td><td>3</td><td>4</td><td>5</td><td></td></tr> <tr><td>6</td><td>7</td><td>8</td><td>9</td><td>10</td><td>11</td><td>12</td><td></td><td></td></tr> <tr><td>13</td><td>14</td><td>15</td><td>16</td><td>17</td><td>18</td><td>19</td><td></td><td></td></tr> <tr><td>20</td><td>21</td><td>22</td><td>23</td><td>24</td><td>25</td><td>26</td><td></td><td></td></tr> <tr><td>27</td><td>28</td><td>29</td><td>30</td><td>31</td><td></td><td></td><td></td><td></td></tr> </table>					1	2	3	4	5		6	7	8	9	10	11	12			13	14	15	16	17	18	19			20	21	22	23	24	25	26			27	28	29	30	31					
			1	2	3	4	5																																												
6	7	8	9	10	11	12																																													
13	14	15	16	17	18	19																																													
20	21	22	23	24	25	26																																													
27	28	29	30	31																																															



SUNSET VIBES | NEW BUFFALO BEACH

Jacquelyn Peters | St. Joseph

JULY

SUNDAY							MONDAY							TUESDAY							WEDNESDAY							THURSDAY							FRIDAY							SATURDAY													
JUNE 1 2 3 4 5 6 7 8 9 10 11 12 13 14 15 16 17 18 19 20 21 22 23 24 25 26 27 28 29 30							AUGUST 1 2 3 4 5 6 7 8 9 10 11 12 13 14 15 16 17 18 19 20 21 22 23 24 25 26 27 28 29 30 31							1							2 Open Mic Night: Wednesdays through December Box Factory, St. Joseph							3 SMSO: A Salute to America Shadowland Pavilion at Silver Beach St. Joseph Baroda Fireworks							4 INDEPENDENCE DAY Watervliet Independence Weekend Celebration, Jul. 4-6 Pickle Festival, Berrien Springs							5 Farmers Market Saturdays through Oct. 11 St. Joseph													
6 Antiques on the Bluff St. Joseph							7							8							9							10							11 Gallery Exhibition Series 4 through Sept. 7, Box Factory St. Joseph							12													
13							14							15							16 Brown Bag Concert Series Wednesdays through Aug. 27 John E.N. Howard Bandshell St. Joseph Wednesday Night Market Wednesdays through Aug. 27 Court Place Plaza, St. Joseph							17							18 Friday Night Concert Series Fridays through Aug. 29 John E.N. Howard Bandshell St. Joseph Mike Yore Memorial Car Show Lake Bluff Park, St. Joseph Love Local Weekend, Jul. 18-20 Throughout SWMI							19 Lake Bluff Artisan Fair St. Joseph Children's Art Fair, Benton Harbor													
20							21							22							23							24							25							26													
27 Music in the Park, Baroda							28							29							30							31							SAFETY TIP: In some emergencies it may be safer to stay inside rather than evacuate. See page 16 for instructions.																				



HOE-DOWN ON THE FARM | THREE OAKS

Don Ashley | Bridgman

AUGUST

SUNDAY	MONDAY	TUESDAY	WEDNESDAY	THURSDAY	FRIDAY	SATURDAY
<p>JULY</p> <p>1 2 3 4 5</p> <p>6 7 8 9 10 11 12</p> <p>13 14 15 16 17 18 19</p> <p>20 21 22 23 24 25 26</p> <p>27 28 29 30 31</p>	<p>SEPTEMBER</p> <p>1 2 3 4 5 6</p> <p>7 8 9 10 11 12 13</p> <p>14 15 16 17 18 19 20</p> <p>21 22 23 24 25 26 27</p> <p>28 29 30</p>	<p>SAFETY TIP: Be prepared. Make an emergency kit. See pages 17 and 22 for ideas.</p>			<p>1 Friday Night Concert Series Fridays through Aug. 29 John E.N. Howard Bandshell St. Joseph</p> <p>Chalk the Block, Aug. 1-3 Downtown St. Joseph</p> <p>Coloma Glad Peach Festival, Aug. 1-3</p>	<p>2 Farmers Market Saturdays through Oct. 11 St. Joseph</p> <p>Fort St. Joseph Archaeology Open House, Aug. 2-3 Fort St. Joseph Archaeological Site Niles</p>
<p>3 Antiques on the Bluff, St. Joseph</p>	<p>4</p>	<p>5</p>	<p>6 Brown Bag Concert Series Wednesdays through Aug. 27 John E.N. Howard Bandshell St. Joseph</p> <p>Wednesday Night Market Wednesdays through Aug. 27 Court Place Plaza, St. Joseph</p> <p>Open Mic Night: Wednesdays through December Box Factory, St. Joseph</p>	<p>7</p>	<p>8</p>	<p>9</p>
<p>10</p>	<p>11 Berrien County Youth Fair Aug. 11-16, Berrien Springs</p>	<p>12</p>	<p>13</p>	<p>14</p>	<p>15 Love Local Weekend, Aug. 15-17 Throughout SWMI</p>	<p>16 Lake Bluff Artisan Fair St. Joseph</p>
<p>17</p>	<p>18</p>	<p>19</p>	<p>20</p>	<p>21</p>	<p>22</p>	<p>23</p>
<p>24</p>	<p>25</p>	<p>26</p>	<p>27</p>	<p>28</p>	<p>29</p>	<p>30 Lake Bluff Artisan Fair St. Joseph</p>
<p>31 Music in the Park, Baroda</p>						



NATURE'S CANDY | WATERVLIED

Molly Pate | Berrien Springs

SEPTEMBER

SUNDAY	MONDAY	TUESDAY	WEDNESDAY	THURSDAY	FRIDAY	SATURDAY
<p>AUGUST</p> <p>1 2</p> <p>3 4 5 6 7 8 9</p> <p>10 11 12 13 14 15 16</p> <p>17 18 19 20 21 22 23</p> <p>24 25 26 27 28 29 30</p> <p>31</p>	<p>1 LABOR DAY</p>	<p>2</p>	<p>3 Open Mic Night: Wednesdays through December Box Factory, St. Joseph</p>	<p>4</p>	<p>5</p>	<p>6 Farmers Market Saturdays through Oct. 11 St. Joseph</p> <p>Fly Me to the Moon, a Tribute to Sinatra, Grand Upton Hall Benton Harbor</p>
<p>7 Antiques on the Bluff, St. Joseph</p>	<p>8</p>	<p>9</p>	<p>10</p>	<p>11 PATRIOT DAY</p>	<p>12 3rd Annual Oaktobefest Sept. 12-14, American Legion Post 204, Three Oaks</p> <p>Gallery Exhibition Series 5 through Oct. 26, Box Factory St. Joseph</p>	<p>13</p>
<p>14</p>	<p>15</p>	<p>16</p>	<p>17</p>	<p>18</p>	<p>19 Love Local Weekend Sept. 19-21 Throughout SWMI</p>	<p>20 Fall Fest Downtown St. Joseph</p>
<p>21</p>	<p>22 FIRST DAY OF FALL AUTUMNAL EQUINOX ROSH HASHANAH BEGINS</p>	<p>23</p>	<p>24 ROSH HASHANAH ENDS</p>	<p>25</p>	<p>26</p>	<p>27</p>
<p>28</p>	<p>29</p>	<p>30</p>	<p>SAFETY TIP: If you are told to seek shelter or stay indoors, DO NOT pick up your children from school or day care until you are told it is safe to do so by authorities. Your child's school may move to another location for safety or as a precaution, and you will be notified where to pick them up when it is safe.</p>			<p>OCTOBER</p> <p>1 2 3 4</p> <p>5 6 7 8 9 10 11</p> <p>12 13 14 15 16 17 18</p> <p>19 20 21 22 23 24 25</p> <p>26 27 28 29 30 31</p>



BERRIEN SPRINGS COURTHOUSE

This building is one example of the Greek Revival style. Designed by Gilbert Barry in 1836, named after the contractor, "Barry 1836". In 1840 the village of Berrien Springs, the courthouse has had since. Berrien Springs was first named and first built in 1834. The county seat was transferred to St. Joseph, and the courthouse was placed into public hands. The number of cases it was used as an agency for the Berrien Springs Land Office, and in 1852 the building was destroyed by fire. The building was reconstructed in 1857. Berrien County was added in 1847. Berrien County was added the courthouse to ensure its preservation.

FALLING FOR HISTORY | HISTORY CENTER AT COURTHOUSE SQUARE

Rhiannon Cizon | St. Joseph

OCTOBER

SUNDAY	MONDAY	TUESDAY	WEDNESDAY	THURSDAY	FRIDAY	SATURDAY
<p>SEPTEMBER</p> <p>1 2 3 4 5 6</p> <p>7 8 9 10 11 12 13</p> <p>14 15 16 17 18 19 20</p> <p>21 22 23 24 25 26 27</p> <p>28 29 30</p>	<p>SAFETY TIP:</p> <p>Call or email us if you need more information about emergency preparation. See page 2 for contact information.</p>		<p>1 YOM KIPPUR BEGINS</p> <p>Open Mic Night: Wednesdays through December Box Factory, St. Joseph</p>	<p>2 YOM KIPPUR ENDS</p>	<p>3</p>	<p>4 Farmers Market Saturdays through Oct. 11 St. Joseph</p>
<p>5 Antiques on the Bluff St. Joseph</p>	<p>6</p>	<p>7</p>	<p>8</p>	<p>9</p>	<p>10</p>	<p>11</p>
<p>12</p>	<p>13 COLUMBUS DAY INDIGENOUS PEOPLES' DAY</p>	<p>14</p>	<p>15</p>	<p>16 BOSS'S DAY</p>	<p>17</p>	<p>18 SWEETEST DAY</p>
<p>19</p>	<p>20 DIWALI Pumpkins on Parade Oct. 20-31, throughout SWMI</p>	<p>21</p>	<p>22</p>	<p>23</p>	<p>24</p>	<p>25</p>
<p>26</p>	<p>27</p>	<p>28</p>	<p>29</p>	<p>30</p>	<p>31 HALLOWEEN Halloween Trick-Or-Treat Downtown St. Joseph/Benton Harbor Arts District</p>	<p>NOVEMBER</p> <p>1</p> <p>2 3 4 5 6 7 8</p> <p>9 10 11 12 13 14 15</p> <p>16 17 18 19 20 21 22</p> <p>23 24 25 26 27 28 29</p> <p>30</p>



SMALL TOWN AUTUMN VIBES | DOWNTOWN ST. JOSEPH

Laura Malcolm | Niles

NOVEMBER

SUNDAY	MONDAY	TUESDAY	WEDNESDAY	THURSDAY	FRIDAY	SATURDAY
<p>OCTOBER</p> <p>1 2 3 4</p> <p>5 6 7 8 9 10 11</p> <p>12 13 14 15 16 17 18</p> <p>19 20 21 22 23 24 25</p> <p>26 27 28 29 30 31</p>	<p>DECEMBER</p> <p>1 2 3 4 5 6</p> <p>7 8 9 10 11 12 13</p> <p>14 15 16 17 18 19 20</p> <p>21 22 23 24 25 26 27</p> <p>28 29 30 31</p>	<p>SAFETY TIP: Minimize telephone or internet use during a serious emergency. It is important to keep lines open for emergency use.</p>				<p>1 ALL SAINTS' DAY</p>
<p>2 DAYLIGHT SAVING TIME ENDS</p>	<p>3</p>	<p>4 ELECTION DAY</p>	<p>5 Open Mic Night: Wednesdays through December Box Factory, St. Joseph</p>	<p>6</p>	<p>7 Gallery Exhibition Member Show through Jan. 11, Box Factory St. Joseph</p>	<p>8</p>
<p>9</p>	<p>10</p>	<p>11 VETERANS DAY</p>	<p>12</p>	<p>13</p>	<p>14</p>	<p>15</p>
<p>16</p>	<p>17</p>	<p>18</p>	<p>19</p>	<p>20</p>	<p>21 Luminary Festival Downtown St. Joseph Window Wonderland Downtown St. Joseph</p>	<p>22 Holiday Open House Niles History Center</p>
<p>23</p>	<p>24</p>	<p>25</p>	<p>26</p>	<p>27 THANKSGIVING</p>	<p>28 LIGHTS Fernwood Botanical Garden through Jan. 4, Niles</p>	<p>29 Small Business Saturday Throughout SWMI Makers Market, Box Factory St. Joseph</p>
<p>30</p>						



THE OLD FARMALL AFTER SNOWFALL | BERRIEN CENTER

Gary D. Williams | Berrien Center

DECEMBER

SUNDAY	MONDAY	TUESDAY	WEDNESDAY	THURSDAY	FRIDAY	SATURDAY
<p style="text-align: center;">NOVEMBER</p> <p style="text-align: right;">1</p> <p>2 3 4 5 6 7 8</p> <p>9 10 11 12 13 14 15</p> <p>16 17 18 19 20 21 22</p> <p>23 24 25 26 27 28 29</p> <p>30</p>	<p>1 ADVENT BEGINS</p>	<p>2</p>	<p>3 Open Mic Night: Wednesdays through December Box Factory, St. Joseph</p>	<p>4</p>	<p>5 Merry & Bright Weekend, Dec. 5-7 Throughout SWMI</p>	<p>6 Reindog Parade, Downtown St. Joseph Santa's House open: 4-7 p.m. Downtown St. Joseph</p>
<p>7 PEARL HARBOR REMEMBRANCE DAY</p> <p>Holiday Artisan Fair, Union + Social St. Joseph</p> <p>Santa's House open: 1-5 p.m. Downtown St. Joseph</p>	<p>8</p>	<p>9</p>	<p>10</p>	<p>11 Santa's House open: 4-6 p.m. Downtown St. Joseph</p>	<p>12 Santa's House open: 4-6 p.m. Downtown St. Joseph</p>	<p>13 Santa's House open: 12-5 p.m. Downtown St. Joseph Holiday Evening Open House Niles History Center</p>
<p>14 HANUKKAH STARTS</p> <p>Santa's House open: 1-5 p.m. Downtown St. Joseph</p>	<p>15</p>	<p>16</p>	<p>17</p>	<p>18 Santa's House open: 4-6 p.m. Downtown St. Joseph</p>	<p>19 Santa's House open: 4-6 p.m. Downtown St. Joseph</p>	<p>20 Santa's House open: 12-5 p.m. Downtown St. Joseph</p>
<p>21 FIRST DAY OF WINTER WINTER SOLSTICE</p> <p>Santa's House open: 1-5 p.m. Downtown St. Joseph</p>	<p>22 HANUKKAH ENDS</p> <p>Santa's House open: 12-5 p.m. Downtown St. Joseph</p>	<p>23 Santa's House open: 12-5 p.m. Downtown St. Joseph</p>	<p>24 CHRISTMAS EVE</p>	<p>25 CHRISTMAS DAY</p>	<p>26 KWANZAA BEGINS</p>	<p>27</p>
<p>28</p>	<p>29</p>	<p>30</p>	<p>31 NEW YEAR'S EVE</p>	<p>SAFETY TIP: Check out the four Congregate Care Center locations below the map on page 17.</p>		<p style="text-align: center;">JANUARY 2026</p> <p style="text-align: right;">1 2 3</p> <p>4 5 6 7 8 9 10</p> <p>11 12 13 14 15 16 17</p> <p>18 19 20 21 22 23 24</p> <p>25 26 27 28 29 30 31</p>

INTEGRATED PUBLIC ALERT & WARNING SYSTEM (IPAWS) & B-WARN!

The Berrien County Sheriff's Office Emergency Management & Homeland Security Division uses two alert systems simultaneously to warn the community of emergencies: IPAWS and B-WARN!. Together, they will inform people in Berrien County when protective action should be taken for emergencies. Messages will be sent to residents, workers, visitors, boaters, campers, and travelers in the county.

IPAWS GETS YOUR ATTENTION ON THE VARIOUS COMMUNICATION DEVICES YOU USE SO YOU CAN TAKE ACTION FASTER IN AN EMERGENCY.

The Integrated Public Alert & Warning System (IPAWS) is FEMA's national system for local alerting. It delivers consistent, authenticated emergency, and life-saving information to you and the public through mobile phones using Wireless Emergency Alerts (WEA), to radio and television via the Emergency Alert System (EAS), and on the National Oceanic and Atmospheric Administration's Weather Radio (NOAA). IPAWS messages will tell you where to seek more information so you can act quickly.

WEA - MAKE SURE THE SETTING TO RECEIVE LOCAL EMERGENCY ALERTS ON YOUR CELL PHONE IS TURNED ON.

Wireless Emergency Alerts (WEA) are short, text-like emergency messages that come from authorized federal, state, local, tribal, and territorial public alerting authorities. These alerts are broadcast from cell towers to any WEA-enabled mobile device in a locally targeted area. WEA have a unique tone and vibration – both repeated twice.

If your wireless carrier participates in the WEA system you will receive emergency alerts automatically. There is no need to download an app. To find out if your phone can receive Wireless Emergency Alerts, contact your wireless provider. All the major providers participate in WEA voluntarily. There is no charge to your wireless data plan when you receive WEA messages.

MAKE SURE YOU CAN RECEIVE WEA AND TEST ALERTS ON YOUR CELL PHONE.

To ensure that you receive WEA alerts:

- ▶ Contact your cell phone provider to see if they participate in WEA and if your phone is capable of receiving alerts.
- ▶ Turn off your "airplane mode" setting.
- ▶ Check your notification settings menu. Turn on the "local alerts" setting. Settings may be slightly different for each device on the market.

If your cell phone provider does not participate in WEA, make sure to sign up for Berrien County's B-WARN!. It's easy. See the instructions on this page.

EAS MESSAGES ARE SENT THROUGH TV AND RADIO STATIONS.

All of the 24-hour TV and radio stations listed on page 2 are part of the EAS. Some of the stations may experience a delay in getting emergency information out due to computerized programming or limited broadcast scheduling. Check all of the listed stations until you find one that is broadcasting emergency information.

NATIONAL OCEANIC AND ATMOSPHERIC ADMINISTRATION'S WEATHER RADIO (NOAA)

This is a nationwide network of radio stations broadcasting continuous weather information, 24 hours per day, directly from the nearest National Weather Service (NWS) office. (Our station is in Northern Indiana.) NOAA Weather Radio can send out warnings and post-event information for all types of hazards including weather (tornadoes, blizzards); natural disasters (floods, earthquakes, forest fires); chemical spills or releases, nuclear power plant emergencies, and national emergencies (terrorist attacks).

Boaters, if you receive an emergency alert, immediately tune to the marine channel 16 (156.8 MHz) or an area radio or TV station listed on page 2. You will be told the location of safe waterways and docking areas. Marine patrol boats will also warn boaters on Lake Michigan if there is a serious emergency.

B-WARN! SENDS EMERGENCY ALERTS TO MORE THAN YOUR WIRELESS DEVICES. SIGN UP ONLINE TODAY.

B-WARN! is an "opt-in" notification service that allows the Berrien County Sheriff's Office to alert you during an emergency. When you sign up, you choose how you want to be notified. This includes receiving voice messages on your landline phone, text messages on your cell phone as well as email, pager, and fax messages. When you register, you also designate the locations where you want the county to send the B-WARN! messages. **In the event of an IPAWS outage, Berrien County will use the B-WARN! system to get emergency alerts and messages out.** They will use the contact information you provide when you sign up for B-WARN!. Berrien County will also use contact information they have acquired in other databases to attempt to reach anyone who has not been able to sign up for B-WARN!. Please register online for B-WARN! today so the County has your most up-to-date contact information.



Sign up at www.bcsheriff.org

On the site's homepage:

1. Hover over the Divisions tab then click "Public Warning Systems."
2. Click "B-WARN!" in the sidebar.
3. Click the B-WARN! button.
4. Below "Sign in to your account," click "SIGN UP."

If you believe, for whatever reason, the above methods will not be able to alert you, please see the Functional Needs card on page 17.

WHAT TO DO IF YOU ARE TOLD TO SEEK SHELTER OR STAY INDOORS

For many emergencies, it may be safer to stay indoors. During a severe weather emergency, for example, buildings offer the best protection, especially basements. While indoors, do the following:

- ▶ **Keep calm.** Panic is your worst enemy in any emergency.
- ▶ **Close all windows and doors, and bring pets inside.**
- ▶ **Turn off all air-intake systems** such as fans and air conditioners. Turn down the furnace thermostat. Close fireplace dampers.
- ▶ **For severe weather emergencies, if your building has a basement, take a radio and go there.**
- ▶ **Do not go outside until you are told it is safe to go out or are told to evacuate.** If you must go outdoors briefly to warn someone during a nuclear emergency, cover your nose and mouth with a cloth towel or scarf.
- ▶ **Do not use the telephone or the internet** unless it is absolutely necessary. It's important to keep telephone lines open for emergency use.
- ▶ **Stay out of your car or vehicle in a weather emergency.** Seek shelter in the basement of a nearby building or a ditch until the weather emergency passes.
- ▶ **Do not pick up children from schools or day care centers.** School staff and child caregivers will keep children in school until it is safe to go out again. Listen for directions on TV or radio stations (see page 2) about where and when they can be picked up. Visit your school's website to learn more about their plan.
- ▶ **Do not worry if you or your family members are in a hospital** or other special-care facility, as they also have emergency procedures.

PLAN AHEAD FOR SHELTERING IN PLACE

- ▶ **Have ready access to:**
 - A battery-operated radio and flashlight plus extra batteries.
 - Seven- to ten-days' supply of your and your household members' prescriptions and medications.
 - Three-days' supply of non-perishable food and beverages for your household and pets.

ANYONE WITH FUNCTIONAL NEEDS:

If you might need special help in an emergency, fill out the card on page 17, and mail it right away. You can also fill it out online at www.bcsheriff.org.

WHAT TO DO IF YOU ARE TOLD TO EVACUATE

- ▶ **Only call 911 if you are experiencing an emergency.** If you have a general question or need advice during an event, email Cook Emergency at cook_emergency_query@aep.com.
- ▶ **Listen to the radio or TV (see page 2) for instructions.** They will give you evacuation routes and directions to open Congregate Care Centers.
- ▶ **Go directly to a Congregate Care Center and register.** Follow the broadcasted evacuation route instructions to the nearest open Congregate Care Center. Please register when you arrive so family and friends will know where you are. After you have registered, you may go to stay with friends or family who live outside the danger area. If you prefer, you will be assigned to a safe, nearby gathering place.
- ▶ **Stay calm.** You and others with you should have time to get ready to leave safely.
- ▶ **Take only essential items.** Pack as if you were going on a trip for only a few days. Use the list on pages 17 and 22 as a guide.
- ▶ **Do not take firearms, alcoholic beverages, or illegal drugs.**
- ▶ **If you have functional needs and have sent in a postcard,** you will receive the necessary assistance. If you need help, listen to a local TV or radio station listed on page 2 for the telephone number you can call.
- ▶ **Have a plan for your pets.** Congregate Care Centers will only accept pets if they are service animals. Make arrangements to stay with relatives, friends, or at a pet friendly hotel outside of the area. Bring pet supplies with you. Animal Control will be at Congregate Care Centers to provide additional options and advice. For more information, go to ready.gov/caring-animals, PetTravel.com, and PetsWelcome.com.
- ▶ **Turn off small appliances, lights, and water faucets.** However, leave your refrigerator and freezer on.
- ▶ **Turn off all air-intake systems** such as fans and air conditioning. Turn down the furnace thermostat. Close fireplace dampers.
- ▶ **Close and lock all windows and doors.** The evacuated area will be secured and you will not be allowed to return until it is safe.
- ▶ **Check on neighbors.** Make sure they know how to evacuate and that they have transportation.

IMPORTANT:

Do not pick up your children from schools or child care centers. If necessary, they will be taken to shelters outside the danger zone. Listen for directions on TV or radio stations (see page 2) about where and when they can be picked up. Do not worry if you or your family members are in a hospital or other special-care facility as they also have emergency procedures.

COOK NUCLEAR PLANT EMERGENCY PLANNING ZONE

The circled area of the map is a 10-mile radius surrounding Cook Nuclear Plant in Bridgman, known as the Emergency Planning Zone (EPZ). The emergency warning system for Berrien County alerts people county-wide which includes those living within the EPZ and those who are not. When necessary, area TV and radio stations (see page 2) will alert people living inside the EPZ when there is an emergency.

Inside the EPZ are the Protective Action Areas for the Cook Nuclear Plant. During an emergency, these areas will be identified by the numbers shown on the map. For example, the TV or radio station may say, "Protective Action Area 1 must evacuate," or, "Protective Action Area 2 must take shelter." Know which Protective Action Area you live, work, or are boating in so you can respond promptly to instructions.

During an emergency, listen to area TV or radio stations for official instructions on evacuating to the Congregate Care Center you are to use.

CONGREGATE CARE CENTERS

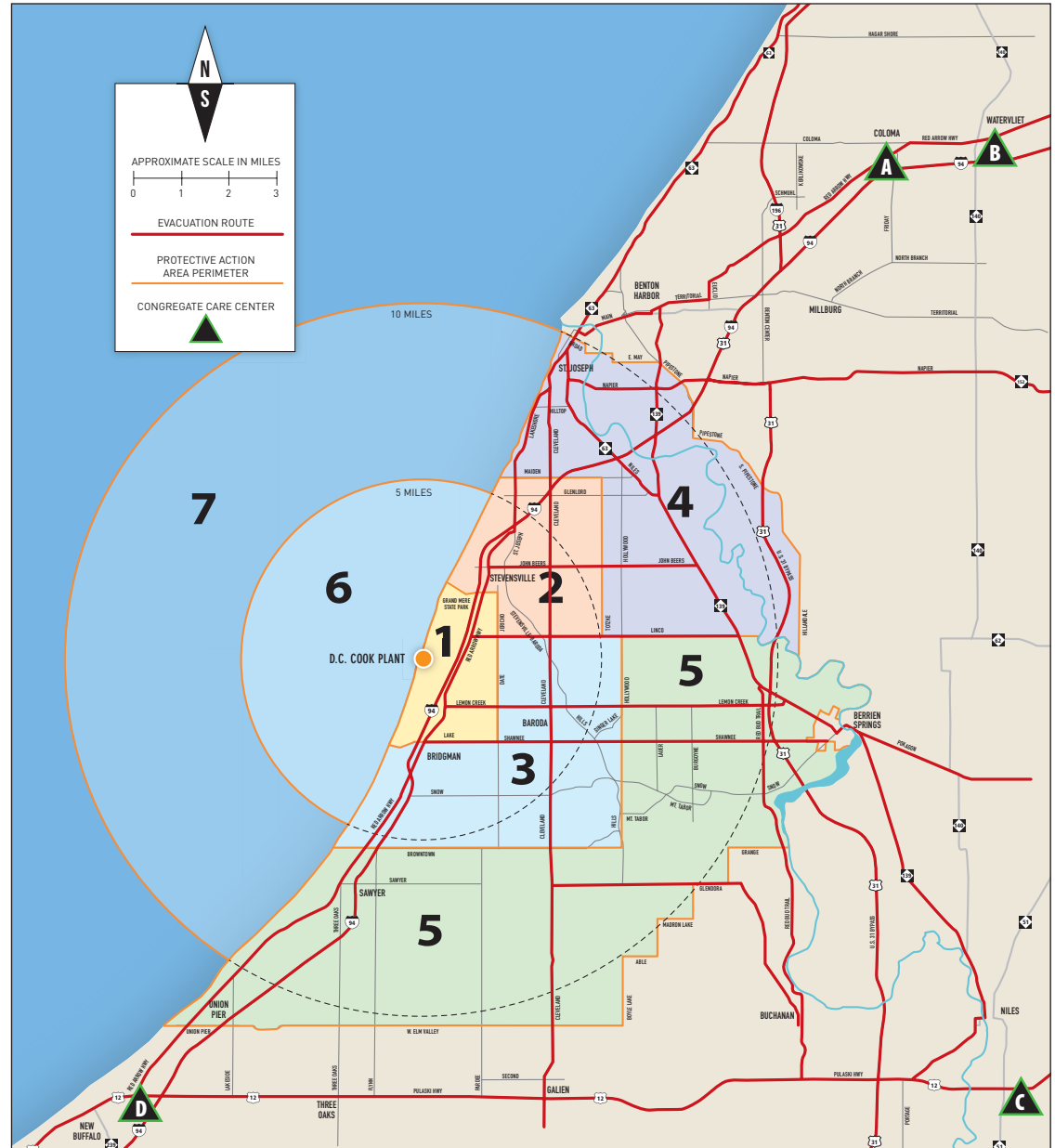
The locations of the four Congregate Care Centers are listed below the map. Listen to an area radio or TV station (see page 2) to learn which Congregate Care Centers are open.

WHAT TO BRING WITH YOU

- ❑ **Basics:** this calendar, cash, portable radio, flashlight, extra batteries, keys, tool kit, credit/debit cards, checkbook, wallet, purse, cell phone, and charger
- ❑ **Bedding:** blankets, pillows, sleeping bags
- ❑ **Toiletries:** soap, towels, toothpaste, toothbrushes, razors, sanitary supplies
- ❑ **Special items:** special-diet foods, baby formula and bottles, diapers, favorite toys or games
- ❑ **Health supplies:** medicines, glasses, dentures, hearing aids, first-aid kit, prescription information
- ❑ **Identification:** driver's license, credit cards, important papers
- ❑ **Pet supplies:** food, water, medicines, leashes, tags

ONCE YOU ARE IN YOUR VEHICLE

- ▶ **Drive carefully.** There is no need to speed. Follow directions of all sheriff, police, and traffic officers.
- ▶ **Close all windows and vents.** Shut off heating and air conditioning.
- ▶ **Listen to the radio (see page 2).** Follow emergency instructions broadcast on your car or portable radio. You will be told when it is safe to return.



A
COLOMA HIGH SCHOOL
 300 W. St. Joseph St., Coloma
 (Red Arrow Highway)

B
WATERVLIIET HIGH SCHOOL
 450 E. St. Joseph St., Watervliet
 (Red Arrow Highway)

C
BRANDYWINE HIGH SCHOOL
 1700 Bell Road, Niles
 (South of Niles & East of M-51)

D
NEW BUFFALO HIGH SCHOOL
 1112 E. Clay St., New Buffalo
 (South of U.S. 12)

FUNCTIONAL NEEDS EMERGENCY INFORMATION CARD

It is very important that everyone stays safe during an emergency. If you or someone you know has a functional need such as vision or hearing impairments, physical or mental disabilities, or no means of transportation or ability to be alerted, please inform the county by filling out this Functional Needs Emergency Information card and mail it right away.

IF YOU MIGHT NEED SPECIAL HELP IN AN EMERGENCY:

- ▶ Please fill out the Functional Needs Emergency Information card at the right, cut it out along the dashed line, fold and seal it, then drop it into the mail. No postage is required.
- ▶ If you prefer, you can fill out the Functional Needs information online at www.bcsheriff.org. Click on Divisions in the main navigation, then choose Emergency Management & Homeland Security Division. In the left-hand navigation box, select Public Warning Systems, and then select the section titled "Alerting people with additional needs."

When you send in the Functional Needs Information card for yourself or another person, the Berrien County Emergency Management & Homeland Security Division enters the information in the B-WARN! system so they can alert you quickly in an emergency.

CUT ALONG THIS LINE 

2025 FUNCTIONAL NEEDS EMERGENCY INFORMATION

If you have functional needs, please fill in this card, fold, seal it with tape, and mail it today! You may also fill this out online at www.bcsheriff.org. You must send in a new card or fill out the online form **every year** to keep our files up to date.

NAME OF PERSON NEEDING HELP:

STREET ADDRESS:

CITY:

ZIP:

HOME PHONE: ()

CELL PHONE: ()

EMAIL:

IF YOU ARE A PART-TIME RESIDENT, PLEASE CIRCLE THE MONTHS YOU STAY IN BERRIEN COUNTY:

JAN FEB MAR APR MAY JUN JUL AUG SEPT OCT NOV DEC

YOUR FUNCTIONAL NEED (CIRCLE ALL THAT APPLY):

VISION-IMPAIRED HEARING/SPEECH-IMPAIRED WHEELCHAIR WALKER/CANE BEDRIDDEN VENTILATOR OXYGEN

OTHER (PLEASE DESCRIBE):

ALERT/NOTIFICATION INFORMATION (CIRCLE ONE ANSWER FOR EACH QUESTION):

Are you able to receive IPAWS wireless emergency alerts? YES NO

Are you able to receive B-WARN! emergency alerts? YES NO

Are you able to receive NOAA Weather Radio emergency alerts? YES NO

IPAWS: Integrated Public Alert Warning System

B-WARN!: Berrien Warning Alert and Regional Notifications

NOAA: National Oceanic and Atmospheric Administration

TRANSPORTATION INFORMATION (CIRCLE ONE):

Could a family member or friend give you transportation if you were asked to evacuate in an emergency? YES NO POSSIBLY

PET INFORMATION:

If you would require transportation help to evacuate, do you have pets at home that will require attention if you are asked to evacuate in an emergency? If so, indicate the number of each:

CATS: DOGS: SERVICE DOGS: OTHER (DESCRIBE):

EMERGENCY CONTACTS:

PRIMARY (NAME):

RELATIONSHIP:

PHONE:

ALTERNATE (NAME):

RELATIONSHIP:

PHONE:

CUT ALONG THIS LINE



CUT ALONG THIS LINE




For anyone who might need special help in an emergency

- ▶ Please fill out the other side of this card, cut it out along the dashed line, fold and seal it, then drop it into the mail. No postage is required.
- ▶ If you prefer, you can fill out the Functional Needs information at www.bcsheriff.org.
- ▶ Your functional needs information will be kept confidential.
- ▶ Each person needing assistance, even if living together at the same address, should fill out a card or the online form to notify us of each person's needs.
- ▶ The Berrien County Health Department will keep your functional needs information on file for one year. Please fill out a new card, and mail it in as soon as you receive your new calendar.
- ▶ If you know someone with a functional need, volunteer to help them in an emergency. This is especially important if that person lives within the 10-mile Emergency Planning Zone (see the map on page 17). If this is not practical, please discuss and/or assist them in filling out the Functional Needs Emergency Information card or the online form.

CUT ALONG THIS LINE 



NO POSTAGE
NECESSARY
IF MAILED
IN THE
UNITED STATES



BUSINESS REPLY MAIL

FIRST-CLASS MAIL PERMIT NO. 10 BRIDGMAN MI

POSTAGE WILL BE PAID BY ADDRESSEE

DIVISION OF BERRIEN COUNTY SHERIFF'S OFFICE
BERRIEN COUNTY EMERGENCY MANAGEMENT
2100 E EMPIRE AVE
BENTON HARBOR MI 49022-9895



↑ FOLD HERE ↑

CUT ALONG THIS LINE



CUT ALONG THIS LINE



Update and mail in your Functional Needs Emergency Information card each year. As soon as you receive your calendar, fill it out, and mail it, or fill the form out online. Each person needing assistance, even if living at the same address, should fill out a card or the B-WARN! form online to notify us of each person's needs.

IMPORTANT NUCLEAR EMERGENCY TERMS AND RADIATION FACTS

Nuclear Emergency Terms

In the unlikely event that there is an emergency at the Cook Nuclear Plant, four terms will be used to describe each situation. Those four terms are explained below. They are listed in order of least serious (1) to most serious (4).

Because of the many safeguards and highly skilled people operating the Cook Nuclear Plant, it is very unlikely that a serious event will ever occur there. Chances of you having to seek shelter or evacuate because of a nuclear emergency are very remote. In most cases, evacuation is ordered as a safety measure before any danger can come to you or your family. Federal law, however, requires that the public be told what to do in case of a significant release of radioactive material from the Cook Nuclear Plant. Please keep this Emergency Information Calendar handy, and become familiar with its contents.

Sometimes, you will hear news about a drill or an exercise involving the Cook Nuclear Plant. That is because federal, state, county, and plant officials are required by law to participate regularly in drills and exercises so they are prepared in case of an emergency.

If you receive an emergency alert, listen to an area TV or radio station for emergency information (see list on page 2) and follow instructions.

Remember, you will receive an emergency alert if sheltering or evacuation is necessary. See page 16.

1. UNUSUAL EVENT: a minor problem at the Cook Nuclear Plant that varies from normal or routine operations. No release of radioactive material is expected. Cook Plant officials will notify federal, state, and county officials. You will not have to do anything.

2. ALERT: an abnormal plant condition that could result in a small release of radioactive material inside the plant. This is still considered a minor event. Cook Plant officials will notify federal, state, and county officials to stand by. It is not likely that you will have to do anything.

3. SITE AREA EMERGENCY: a more serious situation that could result in a release of radioactive material around the plant site. All federal, state, and county officials will be ready to help if needed. Protective measures may be required to ensure the safety of the public in a limited area near the plant site boundary. If so, you will receive an emergency alert. Tune in immediately to an area TV or radio station (see page 2) to learn whether you will need to seek shelter or evacuate.

4. GENERAL EMERGENCY: the most serious situation possible at the Cook Nuclear Plant. It could result in the release of a large amount of radioactive material outside the plant boundary. All federal, state, and county officials will provide help as needed. Protective measures may be required to ensure the safety of the public as far as

10 miles from the plant. The wireless emergency alerts, IPAWS, B-WARN!, and NOAA marine radios direct you to tune into area TV and radio stations (see page 2) if shelter or evacuation is necessary.

TWO OTHER KEY TERMS: RADIATION AND CONTAMINATION

- ▶ **Radiation** refers to the particles and waves given off by radioactive material. It is a form of energy that occurs naturally and artificially. We are exposed to it every day. However, radiation could be harmful to your health and safety if the levels are high enough and the exposure lasts long enough.
- ▶ **Contamination** is when radioactive material is where it is not supposed to be. Food, water, or air is considered contaminated if it contains more or different types of radioactive material than would be normally present. Our bodies, for example, contain very small amounts of the radioactive elements potassium-40, carbon-14, and tritium. We are not considered to be contaminated because these elements exist within us naturally. However, the presence of strontium-90 (a possible byproduct of a nuclear power plant emergency) in food, air, or water can indicate contamination.

Facts About Radiation

RADIATION IS A NATURAL FACT OF LIFE

Radiation is a form of energy like light or sunshine. There is radiation all around us. We are exposed to small amounts of radioactive materials every moment of our lives.

HOW WE MEASURE RADIATION

You cannot see, taste, hear, or smell ionizing radiation. But we can measure it with special instruments. We use a unit called a millirem (mRem) to measure ionizing radiation.

On average, a person living in the U.S. receives about 620 mRem per year from all radiation sources. A person living within 10 miles of the Cook Nuclear Plant receives about 485 mRem because we live at a low elevation that is not near any radioactive rock formations. About 310 mRem of the total we receive comes from man-made sources, primarily medical testing. Only a tiny fraction of one percent of the man-made radiation would come from the Cook Plant.

IMPORTANT NUCLEAR EMERGENCY TERMS AND RADIATION FACTS *CONTINUED*

NATURAL BACKGROUND RADIATION IS IN THE AIR WE BREATHE

The sun covers our planet with cosmic radiation. Some rocks and minerals give off small amounts of radiation. One source you may be familiar with is radon gas. Many building materials contain radiation. In fact, radioactive particles are in the air we breathe, the food we eat, and the water we drink. Even our bodies are slightly radioactive. These sources of radiation are called natural background radiation.

Natural background radiation sources (measured in mRem per year)		
Air: 200	Cosmic rays: 30	Earth & rocks: 46
Food & water: 40	Building materials: 7	

Artificial radiation sources (measured in mRem per year)	
Chest x-ray: 10	Coast-to-coast airline flight: 2.5
Viewing TV 1 hour/day: 1	Living by the Cook Plant: < 1

Types of Radiation

Radiation includes such things as light, heat, and radio waves. However, when we speak of radiation, we usually mean “ionizing” radiation. This radiation can produce high-energy, charged particles called “ions” in the materials it strikes.

THE MAIN TYPES OF IONIZING RADIATION ARE:

- Alpha particles, which can be stopped by a sheet of paper.
- Beta particles, which can be stopped by a thin sheet of metal.
- Gamma rays, which can be stopped almost completely by three feet of concrete.
- Neutron particles, which can be stopped by water, concrete, and metal.

Effects of Radiation

Just as too much exposure to the sun can cause painful sunburn, too much exposure to certain levels and types of radiation can have harmful effects. You would, however, have to be exposed to radiation doses over 20,000 mRem within a day to produce effects measurable by a trained doctor. Very large doses of 50,000 to 100,000 mRem are required before you would feel any ill effects.

The amount of exposure from radiation depends on:

- Length of time you are exposed.
- How far you are from the source of radiation.
- Which part of your body is exposed.
- How much material you inhale or take into your body.

Your health or physical condition can affect your reaction to radiation exposure. For example, you should be aware that **unborn babies and very young children are more likely to be harmed by radiation exposure.**

The less radiation you are exposed to, the less chance you have of receiving any harmful effects. That is why it is so important to have an emergency plan in place near a nuclear power plant. We need to treat radiation with both caution and common sense.

Cook Nuclear Plant workers regularly check radiation levels both inside and outside the plant. In the unlikely event of a serious nuclear accident at the plant, state, and federal health experts would be called in to take radiation readings beyond the plant site boundary. These readings would determine what steps, if any, you, your family, and co-workers would need to take to protect yourselves.

State of Michigan Potassium Iodide Distribution

Radioactive iodine (radioiodine) is one of the products that could be released in the unlikely event of a serious nuclear power plant accident. Potassium iodide (KI) is a non-radioactive form of iodine that may be taken to reduce the amount of radioactive iodine absorbed by the body’s thyroid gland. KI offers protection only to the thyroid gland, and its use would be to supplement evacuation and in-place sheltering. Evacuation and in-place sheltering are the primary means of protection in a radiological emergency.

State and county officials will use the Emergency Alert System (EAS) to notify the public of the need to evacuate, to seek shelter in place, or to take KI. KI is available to persons within 10 miles of the Cook Nuclear Plant through the Michigan Department of Health and Human Services (MDHHS). **Detailed instructions on the MDHHS distribution of KI can be found on page 21 of this calendar or www.michigan.gov/ki.** It is necessary to pick up your KI prior to an emergency situation at the plant. Complete your voucher, and pick up your KI at a participating pharmacy at your earliest convenience. **You will NOT be able to get KI from the pharmacy during a nuclear plant emergency.**

People who are allergic to iodine should not use KI. In the event of an allergic reaction, contact a doctor.

NOTICE TO FARMERS, FOOD PROCESSORS, AND DISTRIBUTORS

HOW YOU WILL BE NOTIFIED IN A NUCLEAR EMERGENCY

The State of Michigan will evaluate the seriousness of a nuclear accident. It will order actions to protect the public and the food supply.

- ▶ **If you live within 10 miles of the Cook Nuclear Plant**, your first warning may be an IPAWS Wireless Emergency Alert or a B-WARN! alert. If you receive an alert, tune to a radio or TV station listed on page 2 for emergency information.
- ▶ **If you live farther than 10 miles from the plant**, you will be notified by area radio and TV stations (see page 2). The news report will let you know if you need to take protective action, or a Cooperative Extension Service official will contact you. Please follow the emergency instructions right away.
- ▶ **If you have questions about a real or potential emergency**, please contact the Michigan Department of Agriculture and Rural Development at 800-292-3939 during business hours (8 a.m.-5 p.m.). After hours, call 517-373-0440.

WHAT TO DO IF YOU ARE TOLD TO SEEK SHELTER

During a nuclear emergency, it is very important to limit your outdoor activities as much as possible. Please stay indoors and follow the instructions provided in radio and TV messages (see page 2).

WHAT TO DO IF YOU ARE ORDERED TO EVACUATE YOUR FARM

If you live within 10 miles of the Cook Nuclear Plant, you may be told to evacuate. You may be permitted, with directions from the state and county, to reenter the evacuated area temporarily to tend to the needs of your farm. You will receive instructions on where to check in, what routes to use, safety precautions, and decontamination procedures.

Your Cooperative Extension Service agent can provide animal health and feeding guidelines.

IMPORTANT:

Do not delay when notified to evacuate. Instructions on how to safely return to care for livestock will be given when it is safe to do so.

HOW CAN A NUCLEAR EMERGENCY CONTAMINATE FOOD?

During a nuclear emergency, dust-sized, radioactive materials can fall onto fruits, vegetables, or grains. This food could enter the food supply and be eaten by the public. For example: Cows could eat grass covered with radioactive iodine-131. Traces of the iodine could be passed through to the milk and then to people who drink it. Iodine-131 has the potential to concentrate in the human thyroid gland where it could cause thyroid cancer.

PROTECTING THE FOOD SUPPLY DURING A NUCLEAR EMERGENCY

Following a nuclear emergency, the public could be exposed to radioactive material in several ways. At first, particles and gases released into the air could be ingested or inhaled directly. Additional exposure could result from eating or drinking food or milk contaminated by traces of radioactive material. Farmers, food processors, and distributors will be required to take steps to protect the food supply. Every step will be taken to minimize or avoid contamination. Please read this page and the next to learn how to protect the food supply in the event of a nuclear emergency.

SAMPLES WILL BE TAKEN TO DETERMINE THE EXTENT OF IMPACTS

In the event of an accidental release of radioactive material, State of Michigan emergency workers will determine the extent of any impact. Emergency workers will collect samples of air, water, and soil to see whether there is radioactive contamination, where it is located, and the amount. Samples of milk, forage, crops, and processed foods also may be taken. Field data and other factors will be used by the state to determine the best course of action to limit the impact on the public and the food supply.

Samples may be taken from as far away as 50 miles from the plant site. State of Michigan emergency workers will give farmers, food processors, and distributors outside of the 10-mile radius of the Cook Nuclear Plant specific instructions on how to collect and test samples.

SAMPLES ARE BEING TAKEN NOW TO GIVE US A BASELINE

Radioactive materials occur naturally in the environment so Indiana Michigan Power and State of Michigan emergency workers continually take samples of the air, water, milk, vegetation, and animal life near the Cook Nuclear Plant. This gives them a “natural” baseline for comparison in the event of a nuclear emergency.

HOW TO PROTECT YOUR WATER SUPPLY IN A NUCLEAR EMERGENCY

Store as much water as you can for your livestock. Cover open wells, tanks, and other storage containers. Close off the intakes from contaminated ponds, streams, or cisterns. In general, water from wells and water heaters should be safe to use.

Radioactive contaminants deposited on the ground usually will travel very slowly into the soil. If contaminants fall onto the surface of lakes and rivers, the radioactive materials may get into the groundwater supplies. It takes just a few hours for streams and lakes to carry the contaminants many miles.

NOTICE TO FARMERS, FOOD PROCESSORS, AND DISTRIBUTORS *CONTINUED*

HOW TO PROTECT YOUR LIVESTOCK OR POULTRY IN A NUCLEAR EMERGENCY

The first priority is to protect dairy animals because radioactive materials can quickly enter the food chain through milk and other dairy products. If sheltering is required, shelter your dairy animals first.

Shelter livestock in covered barns or sheds unless the weather is extremely hot or other factors make sheltering impossible. Provide your animals with stored feed such as hay, silage, and bagged grain. Whenever possible, draw water for your animals from a well. Avoid using water from ponds, rivers, and creeks. This will help to minimize the amount of radioactive material ingested by your animals.

Poultry are more resistant to radioactive contamination than other farm animals. Keep them in your enclosed facility and continue to give them stored feed and well water. If your poultry are normally kept outdoors, bring them inside if possible.

IMPORTANT:

Do not destroy any animals, crops, milk, or feed supplies unless directed by authorities to do so.

DO NOT DESTROY YOUR ANIMALS

Destroy your animals only if you get orders from state or federal authorities. Do not slaughter any animals except for immediate food needs. Generally, animals that are exposed to radioactive contaminants and radioactive rainwater will survive. Many will be marketable and safe for humans to eat. However, do not allow animals to graze in open fields unless the State of Michigan, your Cooperative Extension Service agent, or another government official gives you permission.

WHAT TO DO IF FEED IS RADIOACTIVELY CONTAMINATED

Only in extreme emergencies may you feed your livestock contaminated grain or hay. If you must use the contaminated feed, you may be able to reduce the level of contamination. For example, if the feed is stored outside, the contamination may be greater at or near the surface of the feed pile. You may be able to reduce the contamination level significantly by removing the top portion. Government officials may restrict the movement of feed products and withhold them from the marketplace if they are suspected to be contaminated, until they are assessed to be safe.

Do not dispose of contaminated feed or hay unless spoilage has made it inedible. Generally, contaminated products may be salvageable after adequate time passes and they are properly processed. Please keep contaminated feed supplies separate from other feed so the contamination does not spread. Your Cooperative Extension Service agent can provide you with specific information.

WHO PAYS FOR LOST OR DESTROYED FARM PRODUCTS?

Farmers, food processors, and distributors could face serious financial losses following a nuclear emergency. Under federal law, you will be reimbursed for any of these losses. The Price-Anderson Act, enacted by Congress in 1957, requires the operators of nuclear power plants and certain other nuclear facilities to purchase nuclear liability insurance policies for the protection of the public. As a result, no-fault insurance pools are in place to pay claims promptly without lengthy court hearings. Claimants need only prove that the injury or property damage resulted from the nuclear emergency. Commercial insurance policies exclude coverage for nuclear emergencies because the Price-Anderson Act makes coverage unnecessary.

WHAT TO DO WITH FOOD AND PRODUCTS CONTAMINATED IN A NUCLEAR EMERGENCY

After an event, there may be additional guidance from government officials on food, fruits and vegetables, feed, and animal health.

Crops in the field

Let your standing crops grow to maturity. The level of radiation exposure they may receive should not affect their growth. Most contaminants will be washed off in the rain. Or, over time, the crops will return to safe levels as they grow. If special harvesting procedures are required, your Cooperative Extension Service agent will give you instructions. Government officials may restrict the movement of crops and agricultural products and withhold them from the marketplace if they are suspected to be contaminated, until they are assessed to be safe.

Roots and tubers

Potatoes, carrots, and plants that mature under the ground generally are safe to eat. Make sure to thoroughly wash and peel these products to remove soil particles and contaminants.

Fruits and vegetables in the field

Unprotected plants may have particles of radioactive contamination on their surfaces. Before eating them, wash thoroughly. Then brush, scrub, or peel the outer layers. Some leafy vegetables may be eaten after you remove the outer layers.

If your crops do not need to be harvested immediately, leave them in the field or on the trees. They should be able to be harvested once your area is declared safe again.

You may lose some ripe fruits and vegetables to spoilage. Contamination levels in your area may be too high for field workers to harvest your crop in a timely manner. You will be reimbursed for crop losses. Government officials may restrict the movement of crops and agricultural products and withhold them from the marketplace if they are suspected to be contaminated, until they are assessed to be safe.

Honey and apiary products

Following a nuclear emergency, State of Michigan emergency workers will need to take samples and analyze honey and beehives in the Protective Action Areas. Contact your Cooperative Extension Service agent for guidance.

Farm products

If radioactive particles or material are present in large amounts, you may be advised not to use, eat, or sell garden produce or animal products until samples are taken and analyzed. State of Michigan emergency workers will conduct the sample tests and analysis. Please follow their orders to protect the public and your safety.

Milk

Milk contaminated at low levels of iodine-131 may be converted to powdered milk or cheese. Then it will be stored until the iodine's radioactivity diminishes to safe levels. It may also be used in animal feed.

Wildlife and plants

After a nuclear emergency, wild game such as deer, rabbit, squirrel, pheasant, and partridge may eat food and water contaminated with radioactive particles. State of Michigan emergency workers may advise you not to eat wild game until it has been sampled and assessed to be safe. Wild edible plants, such as native herbs, mushrooms, dandelion greens, spearmint, peppermint, or wintergreen may have particles of contamination on their surfaces, too. Before eating, be sure to wash, brush, scrub, or peel to minimize contamination.

HOW SOON WILL THE RADIOACTIVITY REACH SAFE LEVELS?

The speed at which radioactivity diminishes depends on several things. Inert gases released from a nuclear power plant lose their radioactivity within minutes. Wind or heavy rain tends to remove radioactive material from plants very quickly. In some cases, however, a hard rain after a nuclear emergency may splash contaminated soil onto plant surfaces. This will increase the amount of radioactive material on low-standing plants.

WHAT STEPS CAN BE TAKEN TO RESTORE CONTAMINATED SOILS?

There are several steps that can be taken to restore soils contaminated in a nuclear emergency. One is not to use the soil for a period of time. In a worst-case situation, heavily contaminated soil may need to be removed and sent to an approved radioactive waste disposal facility. Such drastic action may not be possible for large fields, but may be used for small plots or areas such as walkways near buildings where people come in close contact with it.

In less severe situations, fiber crops may be planted instead of fruits and vegetables. Deep plowing may be used to keep the radioactive contaminants below the root zone until the radioactivity decays to safe levels over time. Liming may also be used to limit the absorption of specific radioactive elements by crops.

Farmers will receive guidance from the United States Department of Agriculture's Natural Resources Conservation Service on how to restore valuable soils to productive use.

WHAT SHOULD FOOD PROCESSORS AND DISTRIBUTORS DO IN A NUCLEAR EMERGENCY?

After a nuclear emergency, government officials may restrict the movement of contaminated food products or withhold them from the marketplace. These products should not be released until they are considered safe for consumption or a decision is made to dispose of them. State of Michigan emergency workers will instruct you on how to safely handle and dispose of contaminated food products.

The environmental damage caused by a nuclear reaction may be short-lived. Steps can be taken to make a full recovery.

For more information, contact:

MSU-BERRIEN COUNTY COOPERATIVE EXTENSION SERVICE

269-927-5674
1737 Hillandale Road
Benton Harbor, MI 49022
www.canr.msu.edu/berrien/

If you have questions about a real or potential emergency, you may also contact:

MICHIGAN DEPARTMENT OF AGRICULTURE AND RURAL DEVELOPMENT

800-292-3939
www.michigan.gov/mdard



Potassium iodide (KI) is available at no cost to people who live or work within 10 miles of the Cook Nuclear Plant in Berrien County, Michigan. This insert explains what KI is used for and how you can get it. To get your KI tablets, please read the information in this calendar, complete the voucher below, and take it to one of the participating pharmacies listed. Please get your tablets now so you are ready if you are ever asked to take them. You will NOT be able to get KI from the pharmacy during a nuclear plant emergency.

If you already have KI tablets from this program, check the expiration date on the box. If it has expired, go to one of the pharmacies listed below to replace your KI with a new supply.

The Michigan Department of Health and Human Services (MDHHS) runs the KI program.

For more information, contact:
 PHONE: 517-335-8150 (8 a.m. to 5 p.m.)
 EMAIL: mdhhs-ki@michigan.gov
 ONLINE: www.michigan.gov/ki

Potassium Iodide (KI) Facts

What is KI?

KI (the chemical name for the drug is “potassium iodide”) is a non-prescription iodine pill. Iodine is an element that is found in nature and is also an important part of your diet. Because iodide is so important to your health, it is added to table salt. Table salt cannot be used as a replacement for KI.

How does KI work?

In the unlikely event of a serious accident at a nuclear power plant, one form of radiation, radioactive iodine, could be released into the air. This type of radiation can be stored in your thyroid gland. This can cause thyroid cancer or other thyroid problems over time. Children are most at risk of thyroid injury from exposure to radioactive iodine. KI protects your thyroid by filling it up with a safe form of iodine so that it can't take in radioactive iodine.

Keeping your thyroid gland healthy is important because it produces hormones that manage your heart rate, blood pressure, temperature, and other essential body functions. It is important to know that KI does not protect your whole body from radioactive material – it only protects the thyroid.

How can I get KI?

Take the enclosed voucher to one of the participating pharmacies. The pharmacy will give you the amount of KI that you need. Place it in a safe, dry location and keep it in its foil packet. You should keep it on hand as part of your emergency supply kit. Be sure to get your KI now. You will not be able to get it from the pharmacy during a nuclear power plant emergency.

When should I take KI?

When you receive an emergency alert, follow the instructions and tune to your local radio or TV station (see page 2) for more detailed information. Follow the instructions given by emergency officials. You may be instructed to shelter in place or evacuate. **If the announcements say to ingest your KI tablets, do so.**

If you are told to evacuate and you don't have your KI tablets readily available, don't

Use the information in this chart to take the correct amount for one dose.

AGE	WEIGHT	DOSE
18+ years	Any weight	Two (2) 65 mg tablets <i>Including pregnant or breastfeeding women</i>
12-18 years	150 lbs. or more	Two (2) 65 mg tablets
12-18 years	Less than 150 lbs.	One (1) 65 mg tablet
3-12 years	Any weight	One (1) 65 mg tablet
1 month-3 years	Any weight	Half (1/2) 65 mg tablet crushed into a liquid <i>Instructions for crushing and mixing will be provided by the pharmacy and can be found at www.michigan.gov/ki</i>
Birth-1 month	Any weight	Quarter (1/4) 65 mg tablet crushed into a liquid <i>Instructions for crushing and mixing will be provided by the pharmacy and can be found at www.michigan.gov/ki</i>

waste time searching for them. Evacuating or sheltering-in-place is the best way to protect yourself from harm due to radiation.

How much KI should I take?

One dose protects the thyroid for 24 hours. You should be safely evacuated within 24 hours. Taking more than the recommended dose will not help you and may increase the risk of side effects. See the chart above for dose guidelines.

What side effects could I have from taking KI?

KI can cause minor side effects. You could have an upset stomach or swelling in your mouth. If you have a serious reaction such as fever, joint pain, swelling of the face or body, or trouble breathing, get medical help right away.

Who should NOT take KI? You should not take KI if:

- You are allergic to iodine. A shellfish allergy may not mean that you are allergic to iodine.

Talk to your doctor if you have a shellfish allergy and are unsure if you should take KI.

- You have dermatitis herpetiformis (DH) or hypocomplementemic urticarial vasculitis (HUV) syndrome, two very rare skin conditions.

Check with your doctor if you already have a thyroid condition or you are unsure whether or not to take KI.

How does this program apply to businesses?

Businesses with more than 200 employees, clients, or patients should contact MDHHS to arrange for delivery of KI. If your business chooses to participate in the program, it is responsible for having a dispensing plan that complies with these instructions. If your business chooses not to participate or has less than 200 employees, clients, or patients, you can provide a copy of this fact sheet to your employees to obtain their personal supply of KI at one of the designated pharmacies.

Read this information before signing the KI voucher.

Signing the voucher means that you understand and agree to the following:

I UNDERSTAND THAT:

- KI is an over-the-counter, non-prescription drug.
- KI is to be taken only when a "General Emergency" has been declared at the Cook Nuclear Plant.
- KI is NOT a substitute for evacuation or sheltering in place.
- KI only protects the thyroid gland from radioactive iodine. It does not protect the rest of the body. In a nuclear power plant emergency, there could be health risks from other forms of radiation.
- Although taking KI is usually safe, it can cause problems in people who have thyroid disease or are allergic to iodine. People who have dermatitis herpetiformis (DH) or hypocomplementemic urticarial vasculitis (HUV), two very rare skin diseases, should talk to their doctor before taking KI.

I AGREE THAT:

- I have read the potassium iodide (KI) fact sheet and will follow all instructions on how to use KI.
- I will follow the instructions of emergency officials.
- I will hold the pharmacy harmless from all liability, claims, suits or actions related to the use, delivery, labeling, and packaging of KI.

Additional agreements for businesses

- I own or represent the business/institution named on the voucher.
- This business/institution will provide information on dosing and medical contraindications to all employees/clients prior to distributing KI. This information is provided in each box of KI and on the MDHHS website at www.michigan.gov/ki.

To qualify to receive KI tablets for your household or business, you must:

- Live or work within 10 miles of the Cook Nuclear Plant.
- Be 18 years or older.
- Present a government-issued photo ID.

Participating Pharmacies

PLEASE COMPLETE SECTION 1 or 2 and BRING FORM TO PHARMACY

(Do not mail to Berrien County)

- Meijer Pharmacy 1920 Pipestone Road, Benton Harbor, MI
- Meijer Pharmacy 5019 Red Arrow Highway, Stevensville, MI
- Meijer Pharmacy 5150 S. Franklin St., Michigan City, IN
- Meijer Pharmacy 1223 Phoenix St., South Haven, MI

CUT ALONG THIS LINE.



2025 Potassium Iodide (KI) Voucher

By signing this form, I agree that I have read the KI information provided and that I am obtaining KI for people who live or work within 10 miles of the Cook Nuclear Plant.

PLEASE COMPLETE SECTION 1 OR 2

1. REQUESTING KI FOR HOUSEHOLD USE

NAME: _____

STREET ADDRESS: _____

CITY: _____

ZIP: _____

COUNTY: _____

PHONE: () _____

NUMBER OF PEOPLE LIVING AT THIS ADDRESS: _____

AGES OF PEOPLE LIVING AT THIS ADDRESS: _____

2. REQUESTING KI FOR BUSINESS USE

NAME OF BUSINESS: _____

CONTACT NAME: _____

STREET ADDRESS: _____

CITY: _____

ZIP: _____

COUNTY: _____

PHONE: () _____

NUMBER OF EMPLOYEES/PATIENTS/RESIDENTS/CLIENTS AT THIS ADDRESS: _____

SIGNATURE: _____

DATE: _____

PHARMACY USE ONLY

OF BOXES
DISPENSED:

LOT #:

DATE
DISPENSED:

PHARMACY
NAME:

PHARMACY #:

CITY: _____

PREPARING FOR AN EMERGENCY EVENT

Emergency situations often catch people off guard. A good way to stay safe in an emergency is to know what to do ahead of time. Here are five steps you can take now to make sure you, your family, and your co-workers are prepared to handle any emergency.

1. After you read this Emergency Information Calendar, please share it with your family or co-workers. Then display it where you can find it quickly when you need it.

2. Keep the following items together in a safe, easy-to-get-to place:

- | | | |
|---|--|--|
| <input type="checkbox"/> Emergency cash | <input type="checkbox"/> Debit cards | <input type="checkbox"/> Personal identification |
| <input type="checkbox"/> Important papers | <input type="checkbox"/> Portable radio | <input type="checkbox"/> Potassium iodide (KI)
if obtained in advance |
| <input type="checkbox"/> First-aid kit | <input type="checkbox"/> Extra batteries | |
| <input type="checkbox"/> Extra keys | <input type="checkbox"/> Flashlight | |
| <input type="checkbox"/> Prescription medicines | <input type="checkbox"/> Pet supplies | |
| <input type="checkbox"/> Checkbook | <input type="checkbox"/> Credit cards | |

3. Make a list of personal instructions that you, your family, or co-workers will need to follow in an emergency. Keep a list of supplies you may need with the instructions. Include on your supply list the items in step 2 above and the evacuation supplies listed on page 17.

4. Keep your vehicle in good running order. Fill your gas tank whenever it gets below half. If you do not have a car or do not have someone to drive you in an emergency, fill out the Functional Needs card on pages 17 and 18. Mail the card right away. You do not need a stamp.

5. If you know people who have functional needs, make sure they mail in a Functional Needs card. This may include anyone with vision or hearing impairments, physical or mental disabilities, or someone who has no means of transportation. Please help them fill out the Functional Needs card and return it right away (see pages 17 and 18). You can also fill out the form online at www.bcsheriff.org. We have an emergency team ready to help people reach safety. If you know someone who is vision impaired or has difficulty reading, please assist them with the information in this calendar. Help display it in a visible location if others need it to assist the person with functional needs.

For additional emergency preparedness tips and an online planning guide:
On the www.bcsheriff.org homepage, click on the *Divisions* tab and select *Emergency Management & Homeland Security Division* from the sidebar.

IMPORTANT PHONE NUMBERS AND EMERGENCY INFORMATION

List all the phone numbers and emergency information your household or business may need in an emergency. Please include names and numbers for your:

Doctor:	Sheriff:
Hospital:	School:
Ambulance:	Child caregiver:
Dentist:	Neighbor:
Police:	Pharmacist:
Fire Dept.:	Work:

NAME OF PERSON OR SERVICE	CONTACT
Berrien County Emergency Services	911
Cook Emergency Email	cook_emergency_equery@aep.com

Use the space below to also list any special health or medical information that an emergency team member may need to know about you, your family members, or co-workers.

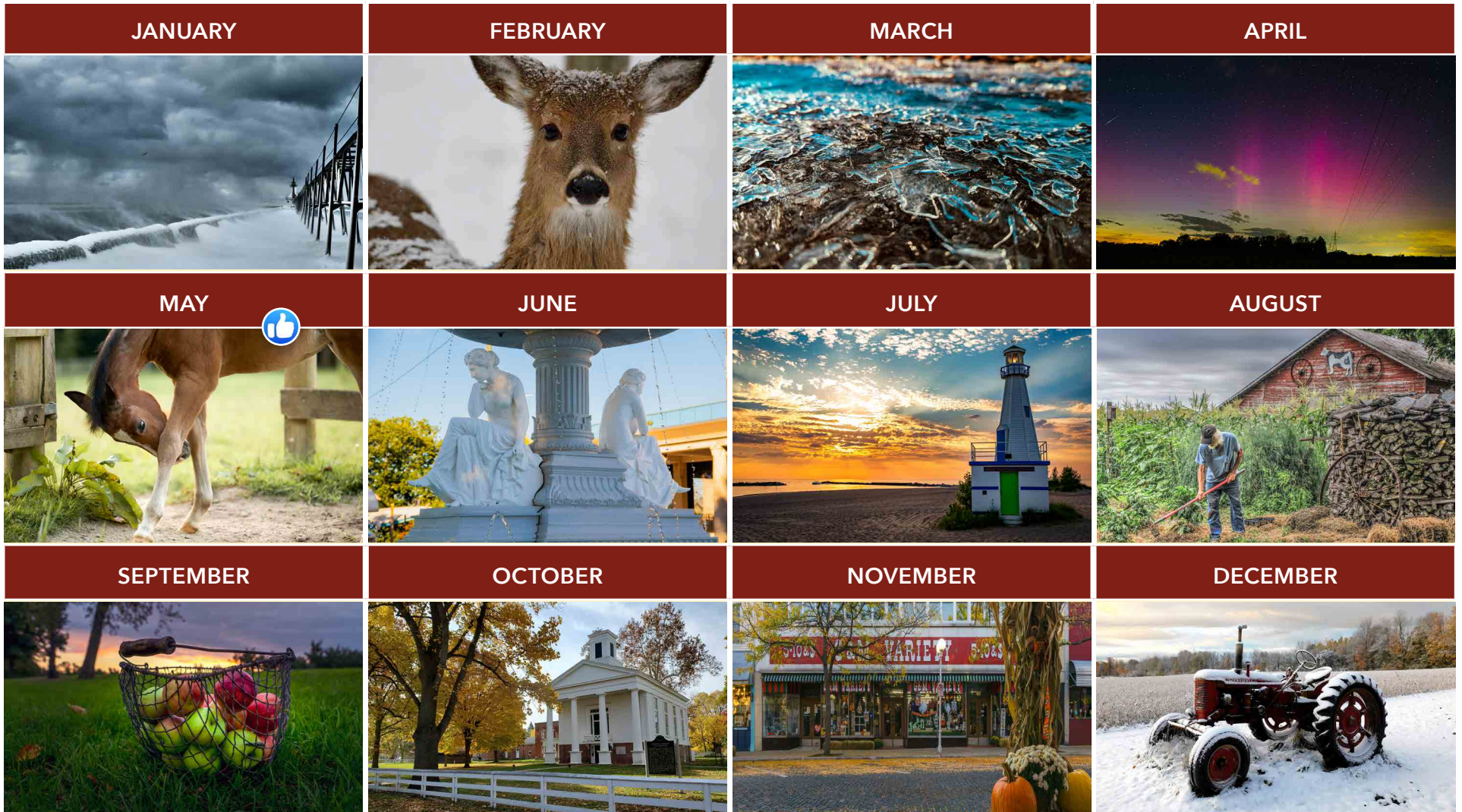
SPECIAL HEALTH NEEDS OR EMERGENCY INFORMATION:

CONGRATULATIONS TO OUR \$500 PRIZE WINNER!

Lauren Kemp of Sawyer is our 2025 Take Your BEST SHOT Photo Contest winner

It was tough narrowing down the 12 finalists below from this year's 362 entries. Our Facebook followers chose their favorite with the most Likes, "Little Bit" featured on the May page.

Congratulations, Lauren!



PRSR STD
 U.S. POSTAGE PAID
 ST JOSEPH MI
 PERMIT NO 21

POSTAL CUSTOMER
 ECRWSS

ON THE COVER:



Our first official calendar photographer, the late Don Ames, went to great heights to capture Cook Plant's stories. Don scaled a 180-foot tower to take this iconic sunset shot, a powerful reminder that safe, reliable, and cost-efficient electricity is not only vital but beautiful.

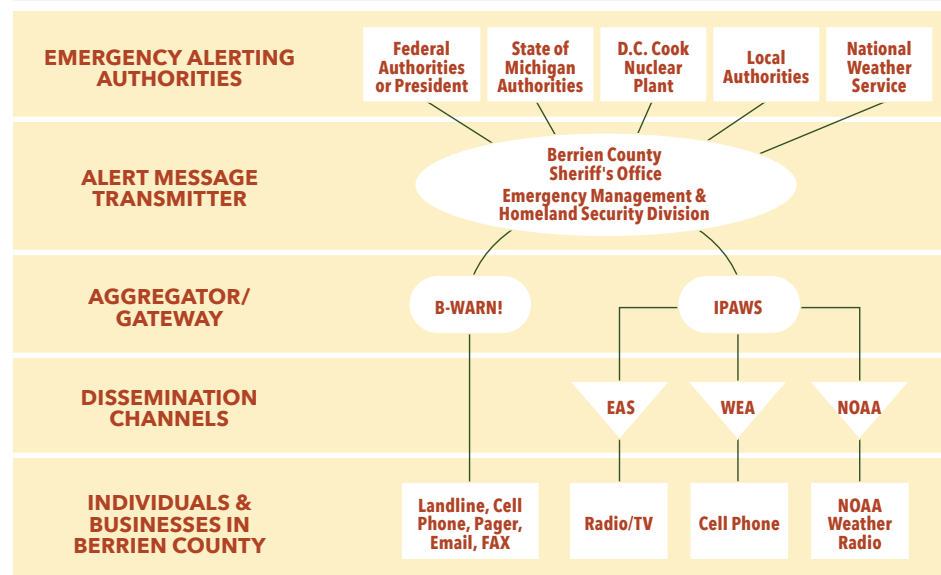
All photographs © 2025 Cook Nuclear Plant. This calendar replaces all previous issues.

IMPORTANT: PLEASE READ



You will get your emergency and life-saving information on your mobile phone, email, TV, radio, and the National Oceanic and Atmospheric Administration's Weather Radio. Take time NOW to read pages 2 and 16 for more details.

BERRIEN COUNTY EMERGENCY ALERT SYSTEM 2025



GLOSSARY OF ACRONYMS

B-WARN!: Berrien Warning Alert and Regional Notifications | **EAS:** Emergency Alert System
FEMA: Federal Emergency Management Agency | **IPAWS:** Integrated Public Alert & Warning System
NOAA: National Oceanic and Atmospheric Administration | **WEA:** Wireless Emergency Alerts



SCAN THIS CODE TO VISIT THE COOK NUCLEAR PLANT'S EMERGENCY PLAN WEBPAGE

The Emergency Plan information contained in this calendar is also available online at www.cookinfo.com/EmergencyPlan.aspx.

If you have a general question or need advice during an event, you can also email cookinfo@aep.com or email Cook Emergency at cook_emergency_equery@aep.com.

