

COOK NUCLEAR PLANT

2023 Emergency Information Calendar for Berrien County

READ THIS NOW AND THEN DISPLAY IT FOR EASY ACCESS

**INDIANA
MICHIGAN
POWER**

An **AEP** Company



READ THROUGH THIS CALENDAR NOW AND THEN DISPLAY IT FOR EASY ACCESS

Dear Berrien County Resident:

This calendar explains what to do if there is a serious emergency in Berrien County. That's why the information it contains is vitally important.

Read this emergency information now. Then display it where you can access it quickly. This calendar is published especially for people who live, work or go to school within 10 miles of the Cook Nuclear Plant in Bridgman. It is also for use by boaters, campers and all visitors to the area.

The best way to be safe in an emergency is to know what to do and how to help others. In this calendar, you will learn what to do if there is a nuclear accident, chemical spill or an emergency weather condition such as a tornado or another dangerous condition.

Please share this information. Make sure your family knows what to do if an emergency occurs. Talk over the information with people at your work. Discuss it with your neighbors and friends. Find out if anyone in your neighborhood or workplace will need extra help in an emergency. Inform your neighbors or co-workers if you will need extra help. If you know people who are blind or have difficulty reading, please read this information to them. Make sure they understand it. We want everyone in our communities to be prepared to handle emergencies calmly and safely.

Sincerely,

Indiana Michigan Power

Berrien County Emergency Management & Homeland Security Division

Michigan State Police Emergency Management and Homeland Security Division

CALL OR EMAIL IF YOU HAVE QUESTIONS OR REQUESTS

- Have questions or comments about the calendar.
- Need more information about emergency preparedness.
- Need more copies of the calendar.
- Would like to schedule a guest speaker to discuss the Berrien County Emergency Plan with your organization, company or service club.

Cook Energy Information Center

800-548-2555 | cookinfo@aep.com
One Cook Place | Bridgman, MI 49106
www.cookinfo.com
www.aep.com

Berrien County Sheriff's Office, Emergency Management & Homeland Security

269-983-7111, Ext. 4915
919 Port Street | St. Joseph, MI 49085
www.bcsheffiff.org

TABLE OF CONTENTS

What to do if you receive an emergency alert	2
Area radio and TV stations	2
Q&A with our new leadership: The hottest issues on their desks.....	3
Integrated Public Alert & Warning System (IPAWS) & B-WARN!.....	16
What to do if you are told to seek shelter	16
What to do if you are told to evacuate.....	16
Cook Nuclear Plant Emergency Planning Zone.....	17
What to bring with you	17
Functional Needs information and card.....	17-18
Important nuclear emergency terms and radiation facts	18-19
Notice to farmers, food processors and distributors.....	19-20
State of Michigan potassium iodide distribution	21
2023 potassium iodide (KI) voucher	21
2023 photo contest winner.....	22
Preparing for an emergency event.....	22



In July, 2022, Cook Plant held its very first URANIUM-235k Fun Run, opening up the Cook property as the backdrop for the race course. Over 150 community members participated in a great day of fitness fun that we hope will grow into an even larger annual tradition!

IMPORTANT: PLEASE READ NOW

WHAT TO DO IF YOU RECEIVE AN EMERGENCY ALERT

In Berrien County, emergency alerts are sent through several different systems. IPAWS wireless emergency alerts, B-WARN! alerts, NOAA weather radios, and broadcasts over TV and radio are used to let you know a serious emergency is happening. Such emergencies include a nuclear accident, chemical spill, severe weather or another dangerous condition that requires you to take action for safety. Learn more about IPAWS online by visiting the **Emergency Management & Homeland Security Division webpage at www.bcsheriff.org** and look for the public warning system section.

If you receive an alert, tune to any TV station or radio station listed in this section, or check your cell phone or another wireless communication device for emergency messages.

IPAWS is FEMA's national alert warning system that delivers messages via WEA, EAS and NOAA weather radio. You will need to sign up for the other alert system the county uses called B-WARN!

- **Cell phones and other wireless devices receive IPAWS Wireless Emergency Alerts (WEA).** These are text-like alerts that loudly alert your phone if the setting to receive local emergency alerts is turned on. If your wireless carrier participates in the WEA system you will receive emergency alerts automatically. WEA messages are not charged to your wireless data plan. You may need to turn on this feature to receive the alerts. Contact your phone provider or store for assistance on how to turn these settings on.
- **Emergency Alert System (EAS) messages are sent through TV and radio stations.** All of the TV and radio stations listed here are part of the EAS. Some of the stations may experience a delay in getting emergency information out due to computerized programming or limited broadcast scheduling. Check all of the listed stations until you find one that is broadcasting emergency information.
- **NOAA Weather Radios will also alert and broadcast emergency information** when the National Weather Service Forecast Office in Northern Indiana activates them at the request of county officials.
- **B-WARN! is a system you sign up for.** It allows you to enter landline phone numbers, cell numbers, text message numbers, pagers, email addresses, and fax numbers to be alerted in an emergency. This system also allows you to enter addresses for places you want to be alerted even if you are not there, such as a child's school or your home while you are away. Learn step-by-step how to sign up for "B-WARN!" on page 16 of this calendar and then sign up at www.bcsheriff.org. You may also fill out and mail the Functional Needs card on page 17.

If you believe, for whatever reason, the above methods will not be able to alert you, please see the Functional Needs card on page 17.

VACATIONERS AND VISITORS:

If you receive an emergency alert while vacationing or visiting the area, follow the instructions included in the alert. If you are outdoors, seek shelter indoors. Tune to one of the TV or radio stations listed on this page for more detailed information. Follow all directions given by park officials, sheriff and police officers.

BOATERS AND CAMPERS:

If you receive an emergency alert while boating, do not wait for further warning. Tune to the marine channel 16 (156.8 MHz) or an area AM/FM radio station listed below for emergency information. Mariners are encouraged to keep their radios tuned to channel 16 when on Lake Michigan to receive emergency information. Marine patrol boats will also warn boaters on Lake Michigan if there is a serious emergency. You will be told the location of safe waterways and docking areas.

If you receive an emergency alert while camping, hiking, swimming or visiting area parks, follow all emergency instructions from park officials. At Warren Dunes and Grand Mere state parks, officials will use the public address system or mobile alert units to let you know what to do. At other local parks, immediately tune to an area radio station listed below and follow instructions.

Emergency Alert System (EAS) area radio & TV stations

Tune to one of these radio or TV stations for emergency information. All call letters are accurate at the time of printing. All stations are on the air 24 hours. Check your cable or satellite provider for your channel lineup.

Radio				
AM	FM			
WHFB - 1060	WAUS - 90.7	WEFM - 95.9	WCXT - 98.3	WCSY - 103.7
WNIL - 1290	WSJM - 94.9	WCOE - 96.7	WQLQ - 99.9	WQYW - 106.1
WSJM - 1400	WTRC - 95.3	WYTZ - 97.5	WAOR - 102.7	WIRX - 107.1
TV				
WNDU - NBC 16	WNDU - 16.2	WSBT - CBS 22.1	WBND - ABC 57	
WNDU - NBC 16.1	WSBT - CBS 22	WSBT - FOX 22.2	WBND - ABC 57.1	

FOLLOW ALL BROADCAST INSTRUCTIONS PROMPTLY.
The radio or TV announcer will tell you what actions you should take if any.

Q&A WITH OUR NEW LEADERSHIP

The hottest issues on their desks

*In the past 12 months, three new people stepped into the top leadership positions at Indiana Michigan Power's Cook Nuclear Plant. **Shane Lies** is the new senior vice president and chief nuclear officer. He works directly with the plant's parent company, American Electric Power (AEP), to ensure the plant has the financial and resource support it needs to operate safely, securely, reliably, and cost competitively for decades to come. He has an outward, big-picture focus that keeps Cook Plant one of the top-ranking carbon-free generators of electricity in the nation.*

***Kelly Ferneau** is the new site vice president. She oversees and manages all department heads and directors, except for those in engineering. Her tireless focus is to make sure the plant services its Michigan and Indiana customers 24/7.*

***Scott Dailey** is the new plant manager. His nuclear energy career ranges from serving for the U.S. Navy on a nuclear submarine to 23 years at Cook Plant in maintenance, operations, chemistry, and now plant management. He works directly with the men and women who operate and maintain the plant every second of every day of the year.*



Three new leaders at Cook Nuclear Plant; (shown L to R) Shane Lies, Kelly Ferneau, and Scott Dailey



Shane Lies
Senior VP & Chief Nuclear Officer

SHANE LIES

Climate change is a hot topic. How does the Cook Plant fit into AEP's climate change strategy?

AEP knows it must respond to consumer demand for carbon-free sources. Big influencers such as Google and Apple® are committing to sourcing their electricity from non-fossil fuel utilities. Of the top three carbon-free energy producers – wind, solar,

and nuclear power – nuclear power is the **ONLY** one that dispatches electricity 24 hours a day, 365 days a year without depending on whether the sun shines or the wind blows. AEP is proud that Cook Plant generates enough carbon-free electricity to meet the needs of 1.5 million homes daily.

"Of the top three carbon-free sources, nuclear power is the **ONLY one that dispatches electricity 24 hours a day, 365 days a year."**

Palisades Nuclear Plant in South Haven announced its closure in 2022. What makes you proudest that AEP continues to invest in Cook Plant's future?

Our plant is licensed to operate its two reactors until 2034 and 2037, with an option to extend its licenses to

2054 and 2057. We currently employ nearly 1,000 people in high-paying jobs; people who live here, send their children to local schools, and support area businesses.

Cook Plant always looks for ways to improve our technology, make our processes more cost-efficient and strengthen our staffing so we can keep operating for decades to come. After all, this is our home, too.



Kelly Ferneau
Site Vice President

KELLY FERNEAU

Nuclear plant security and electricity reliability are two big issues. How is the plant addressing both?

The people working at the Cook Plant are always striving for excellence, yet we are never satisfied with our performance. We know the bars for plant security and reliability keep

rising; we meet one benchmark and then work to surpass it. Recently, we have made significant security upgrades at the plant to improve the defensive strategy.

Our workforce is highly skilled, and we put our control room operators through rigorous simulator training every five weeks. We have ongoing training at all job levels to make sure our skills are up to par.

In the last couple of years, I am especially proud of how our plant met challenges brought on by the pandemic. We kept the electricity on for thousands of customers who, for the first time, were working or teaching their kids at home.

Q&A WITH OUR NEW LEADERSHIP (CONTINUED)

Local nonprofit organizations are struggling to meet the growing needs of our communities. How is Cook Plant making life better in our communities?

Cook Plant is a company of doers. They don't seek recognition. A good example is our employee-directed "The Heart of Cook" grant program. It awards multiple grants of \$500 to \$10,000 annually to support educational, human services, and environmental nonprofit projects in Southwest Michigan and Northwest Indiana (La Porte, St. Joseph, and Elkhart Counties). Our total donations since 2003 topped over a million dollars in 2022!

This past year we helped 29 organizations including Feeding America West Michigan, Bridgman Blessings in a Backpack, the Benton Harbor Public Library, YWCA of Greater Central Indiana, Lory's Place, and the Readiness Center. Starting in January, we will accept applications for 2023.



We also give away \$36,000 annually for engineering and technical trades scholarships. And I'm excited about our new Earth Day Grant, a \$5,000 award that supports innovative and sustainable environmental projects in our Michigan and Indiana service area.



Scott Dailey
Plant Manager

SCOTT DAILEY

You have made a 23-year career at Cook Nuclear Plant. Why should high school and college students pursue a career in nuclear energy?

There are many professional and plant operation positions at Cook offering some of the best

pay and benefits in the area. We have nuclear plant operations and engineering positions, but you can find fulfilling work in mechanical and electrical maintenance, information technology, cyber security, chemistry, radiation protection, training, business services, security, fire protection, environmental, and office support.

High school graduates don't have to go to college to work here. They can start on the ground floor and we will train them. They can begin in maintenance and work their way to positions in operations and beyond. I know, I did it. If employees decide later to go to college, Cook Plant will help pay for their undergrad and graduate degrees. Plus local colleges give credits for plant training so workers can earn their degrees faster at less cost.

For college students, we offer paid internships for those pursuing a career in civil, electrical, or mechanical engineering. They will learn from some of the top engineers in the country and get hands-on experience working on projects. We've designed our internships to be some of the most rewarding opportunities in the industry.

"We are a diverse and inclusive workplace and I encourage people in our community to be part of it."



Work culture is another hot topic. What's the culture like in your plant?

The people here have my heart. They are like family. As a plant, we share four beliefs that help us sustain its safety, reliability, and excellence. We believe:

Injuries are preventable. We plan safety in our work and look out for our personal safety and others, so there is zero harm to us, the plant, and the community.

In being nuclear professionals so that the plant achieves excellent nuclear safety and reliability.

In recognizing and mitigating risks so that our operations are event-free and we deliver reliable energy every day.

In supporting our peers through teamwork, coaching, and demanding that all of us do what's right.

We are a diverse and inclusive workplace and I encourage people in our community to be part of it.



TINY TOWNS, WITH THEIR ICE AGLOW | HUNTER ICE FESTIVAL

Jordan Brennan | Niles

JANUARY

SUNDAY	MONDAY	TUESDAY	WEDNESDAY	THURSDAY	FRIDAY	SATURDAY
1 NEW YEAR'S DAY KWANZAA ENDS	2	3	4	5	6	7
8	9	10	11	12	13 Hunter Ice Festival Jan. 13-15, Niles	14 Family Day at Krasl Art Center St. Joseph
15	16 MARTIN LUTHER KING JR. DAY Winter Class Registration Deadline Krasl Art Center, St. Joseph	17	18	19	20	21
22	23	24	25	26	27 Chili Tour Downtown St. Joseph	28 St. Joe Winter Beer Fest St. Joseph Miss Spirit of Blossomtime Pageant Lakeshore HS Auditorium Krasl Art Center Main Gallery: "The World After Us: Imaging techno-aesthetic futures" St. Joseph
29	30	31	SAFETY TIP: Make sure to turn the settings on your mobile devices to receive local emergency alerts. For more information, read page 16.		DECEMBER 2022 1 2 3 4 5 6 7 8 9 10 11 12 13 14 15 16 17 18 19 20 21 22 23 24 25 26 27 28 29 30 31	FEBRUARY 1 2 3 4 5 6 7 8 9 10 11 12 13 14 15 16 17 18 19 20 21 22 23 24 25 26 27 28



Start taking photos for
next year's calendar!
See page 22.



OLD APPLE STAND | BUCHANAN

Lena Matlis | Granger, IN

FEBRUARY

SUNDAY	MONDAY	TUESDAY	WEDNESDAY	THURSDAY	FRIDAY	SATURDAY
JANUARY 1 2 3 4 5 6 7 8 9 10 11 12 13 14 15 16 17 18 19 20 21 22 23 24 25 26 27 28 29 30 31	 <p>Seeking winter photos of beautiful Berrien County. Details on page 22.</p>		1	2 GROUNDHOG DAY	3 Ice Fest Feb. 3-5, St. Joseph	4
5	6	7	8	9	10	11 Family Day at Krasl Art Center St. Joseph
12	13	14 VALENTINE'S DAY	15	16	17	18 Krasl Art Center, The Lab Exhibition: "Sasha Stiles" St. Joseph
19	20 PRESIDENTS' DAY	21 MARDI GRAS	22 ASH WEDNESDAY LENT BEGINS	23	24	25
26	27	28	SAFETY TIP: Contact your cell phone provider to see if they participate in WEA and if your phone is capable of receiving alerts. See page 16.			MARCH 1 2 3 4 5 6 7 8 9 10 11 12 13 14 15 16 17 18 19 20 21 22 23 24 25 26 27 28 29 30 31



STILL WATER IN THE COLD OF WINTER | CLIFFORD'S COFFEE CANAL

Joel Johnson | Benton Harbor

MARCH


SUNDAY	MONDAY	TUESDAY	WEDNESDAY	THURSDAY	FRIDAY	SATURDAY
FEBRUARY 1 2 3 4 5 6 7 8 9 10 11 12 13 14 15 16 17 18 19 20 21 22 23 24 25 26 27 28	SAFETY TIP: Will you or someone you know need extra help in the event of an emergency? Fill out and mail the Functional Needs postcard on page 17 today.		1	2	3	4
5	6	7	8 <small>HOLI</small>	9	10 <small>March Mannequins St. Joseph</small>	11 <small>Family Day at Krasl Art Center St. Joseph</small>
12 <small>DAYLIGHT SAVING TIME BEGINS</small>	13	14	15	16	17 <small>ST. PATRICK'S DAY BHAA Art Hop Benton Harbor Arts District</small>	18
19 <small>SMSO: Shostakovich's 5th Howard Performing Arts Center Berrien Springs</small>	20 <small>FIRST DAY OF SPRING VERNAL EQUINOX</small> <small>Don't forget to take photos as the season changes See rules on page 22.</small> 	21	22 <small>RAMADAN BEGINS</small>	23	24	25
26	27	28	29	30	31	APRIL 1 2 3 4 5 6 7 8 9 10 11 12 13 14 15 16 17 18 19 20 21 22 23 24 25 26 27 28 29 30



I SEE YOU-MY BACKYARD FRIEND | STEVENSVILLE

Barbara Kirby | Stevensville

APRIL

SUNDAY	MONDAY	TUESDAY	WEDNESDAY	THURSDAY	FRIDAY	SATURDAY
MARCH 1 2 3 4 5 6 7 8 9 10 11 12 13 14 15 16 17 18 19 20 21 22 23 24 25 26 27 28 29 30 31	MAY 1 2 3 4 5 6 7 8 9 10 11 12 13 14 15 16 17 18 19 20 21 22 23 24 25 26 27 28 29 30 31	SAFETY TIP: Tune to one of the radio or TV stations listed on page 2 for emergency information.		 Seeking spring photographs of beautiful Berrien County. Details on page 22.		1 Blossomtime Fashion Show LMC Grand Upton Hall Benton Harbor
2 PALM SUNDAY	3	4	5 PASSOVER BEGINS	6 LENT ENDS	7 GOOD FRIDAY	8 Family Day at Krasl Art Center St. Joseph
9 EASTER	10	11	12	13 PASSOVER ENDS	14	15 Krasl Art Center Main Gallery Exhibition: "Andy Sweet's South Beach," St. Joseph
16 Mr. Blossomtime & Showcase of Queens Pageant LMC Mendel Center Benton Harbor	17 Miss Blossomtime Pageant LMC Mendel Center Benton Harbor	18 TAX DAY	19	20	21 RAMADAN ENDS	22 EARTH DAY Krasl Art Center, The Lab Exhibition: "New Artist Project" St. Joseph Heart of Cook Earth Day Grant awarded
23	24	25	26 ADMINISTRATIVE PROFESSIONALS DAY	27 TAKE OUR DAUGHTERS & SONS TO WORK DAY	28 ARBOR DAY	29 Blossomtime Coronation Ball LMC Grand Upton Hall Benton Harbor
30 SMSO: An American in Paris Howard Performing Arts Center Berrien Springs						



OH... MY! | BENTON HARBOR

John Gatto | Stevensville

MURAL BY: Jeff Pilikinton

MAY

SUNDAY	MONDAY	TUESDAY	WEDNESDAY	THURSDAY	FRIDAY	SATURDAY
APRIL <div>1</div> <div>2 3 4 5 6 7 8</div> <div>9 10 11 12 13 14 15</div> <div>16 17 18 19 20 21 22</div> <div>23 24 25 26 27 28 29</div> <div>30</div>	1	2	3	4	5 CINCO DE MAYO	6 Blossomtime Youth Parade St. Joseph
7 Antiques on the Bluff St. Joseph Blessing of the Blossoms SWMI Research & Extension Center Vintage Baseball with the House of David, Eden Springs Park Benton Harbor	8	9	10	11	12	13 Family Day at Krasl Art Center St. Joseph Blossomtime Grand Floral Parade St. Joseph/Benton Harbor Spring Garden Market Fernwood Botanical Garden Niles
14 MOTHER'S DAY Open Air Market Sundays through Oct. 15 Downtown Bridgman	15	16 Keys to the Cities and the Mayor's Banquet Shadowland Ballroom	17	18	19	20 ARMED FORCES DAY
	 <p>Start sending in your best photos. See contest details on page 22.</p>					
21	22	23	24	25 Farmers Market Thursdays through Sept. 7 Downtown New Buffalo	26 Memorial Day Parade St. Joseph	27 Farmers Market Saturdays through Oct. 14 St. Joseph New Installation in the East Garden: "Pride Window" Krasl Art Center, St. Joseph
28 Weko Beach Summer Concert Bridgman	29 MEMORIAL DAY Memorial Day Parade Buchanan	30	31	SAFETY TIP: Get an Emergency Information Card for your boat or camper. Email us at cookinfo@aep.com .		JUNE <div>1 2 3</div> <div>4 5 6 7 8 9 10</div> <div>11 12 13 14 15 16 17</div> <div>18 19 20 21 22 23 24</div> <div>25 26 27 28 29 30</div>



THE PEACEFUL BOAT | LAKE CHAPIN

Molly Pate | Berrien Springs

JUNE

SUNDAY	MONDAY	TUESDAY	WEDNESDAY	THURSDAY	FRIDAY	SATURDAY
MAY 1 2 3 4 5 6 7 8 9 10 11 12 13 14 15 16 17 18 19 20 21 22 23 24 25 26 27 28 29 30 31	SAFETY TIP: If you raise livestock, your first priority is to protect dairy cows. Read more on page 20.			1 Farmers Market Thursdays through Sept. 7 Downtown New Buffalo SMSO Pop Up! Concert St. Joseph	2 Friday Concert with 88.1 WVPE Fernwood Botanical Garden Niles	3 Farmers Market Saturdays through Oct. 14 St. Joseph Lake Bluff Artisan Fair St. Joseph Summer Art Market Krasl Art Center, St. Joseph
4 Antiques on the Bluff St. Joseph Courtyard Concerts Sundays through Aug. 27 Downtown Bridgman Open Air Market Sundays through Oct. 15 Downtown Bridgman	5	6 D-DAY	7	8 SMSO Pop Up! Concert St. Joseph	9 Three Oaks Flag Day Weekend & Parade Jun. 9-11	10 Family Day at Krasl Art Center St. Joseph Krasl Art Center Main Gallery Exhibition: "The Art of Elizabeth Catlett, from the Collection of Samella Lewis," St. Joseph
11 Weko Beach Summer Concert Bridgman	12 Summer Class Registration Deadline Krasl Art Center, St. Joseph	13	14 FLAG DAY	15 SMSO Pop Up! Concert St. Joseph	16 Love Local Weekend Jun. 16-19 Downtown St. Joseph BHAA Art Hop Benton Harbor Arts District	17 Juneteenth Celebration Mitchell Park, Benton Harbor
18 FATHER'S DAY	19 JUNETEENTH	20	21 FIRST DAY OF SUMMER SUMMER SOLSTICE Benton Harbor Farmers Market Wednesdays through Sept. 13 Mitchell Park	22 SMSO Pop Up! Concert St. Joseph	23	24
25 Weko Beach Summer Concert Bridgman	26	27	28	29 SMSO Pop Up! Concert St. Joseph	30	JULY 1 2 3 4 5 6 7 8 9 10 11 12 13 14 15 16 17 18 19 20 21 22 23 24 25 26 27 28 29 30 31



Seeking summer photos taken
in beautiful Berrien County.
Details on page 22.



SUNSET CRUZE | NEW BUFFALO

Oren Kieth | Three Oaks

JULY

SUNDAY	MONDAY	TUESDAY	WEDNESDAY	THURSDAY	FRIDAY	SATURDAY
JUNE 1 2 3 4 5 6 7 8 9 10 11 12 13 14 15 16 17 18 19 20 21 22 23 24 25 26 27 28 29 30	AUGUST 1 2 3 4 5 6 7 8 9 10 11 12 13 14 15 16 17 18 19 20 21 22 23 24 25 26 27 28 29 30 31	SAFETY TIP: In some emergencies it may be safer to stay inside rather than evacuate. Follow instructions carefully.		 Submit your best shot by Sept. 6. See contest rules on page 22.		1 Farmers Market Saturdays through Oct. 14 St. Joseph Krasl Art Center, The Lab Exhibition: <i>"New Artist Project,"</i> St. Joseph
2 Antiques on the Bluff St. Joseph Courtyard Concerts Sundays through Aug. 27 Downtown Bridgman Open Air Market Sundays through Oct. 15 Downtown Bridgman	3 SMSO 4th of July Celebration Shadowland Pavilion, St. Joseph Fireworks, Baroda	4 INDEPENDENCE DAY Pickle Festival Berrien Springs	5 Benton Harbor Farmers Market Wednesdays through Sept. 13 Mitchell Park	6 Farmers Market Thursdays through Sept. 7 Downtown New Buffalo	7 Friday Night Concert Series Fridays through Sept. 1 St. Joseph Krasl Block Party Krasl Art Center, St. Joseph	8 Family Day at Krasl Art Center St. Joseph 61st Annual Krasl Art Fair on the Bluff Jul. 8-9, St. Joseph
9 Weko Beach Summer Concert Bridgman	10	11	12	13	14 Mike Yore Memorial Car Show St. Joseph Love Local Weekend Jul. 14-16 Downtown St. Joseph	15 Lake Bluff Artisan Fair St. Joseph Summer Art Market Krasl Art Center, St. Joseph SMSO Summer Concert Shadowland Pavilion, St. Joseph
16	17	18	19	20	21	22
23 Weko Beach Summer Concert Bridgman	24	25	26	27	28 SMSO Summer Musical Shadowland Pavilion, St. Joseph	29
30	31					



RIDE 'EM COWBOY | BERRIEN COUNTY YOUTH FAIR
Don Ashley | Bridgman

AUGUST

SUNDAY	MONDAY	TUESDAY	WEDNESDAY	THURSDAY	FRIDAY	SATURDAY
JULY <div>1</div> <div>2 3 4 5 6 7 8</div> <div>9 10 11 12 13 14 15</div> <div>16 17 18 19 20 21 22</div> <div>23 24 25 26 27 28 29</div> <div>30 31</div>	SEPTEMBER <div>1 2</div> <div>3 4 5 6 7 8 9</div> <div>10 11 12 13 14 15 16</div> <div>17 18 19 20 21 22 23</div> <div>24 25 26 27 28 29 30</div>	1	2 Benton Harbor Farmers Market Wednesdays through Sept. 13 Mitchell Park	3 Farmers Market Thursdays through Sept. 7 Downtown New Buffalo SMSO Pop Up! Concert Krasl Art Center, St. Joseph Thrill on the Hill Aug. 3-5, Buchanan	4 Friday Night Concert Series Fridays through Sept. 1 St. Joseph Chalk the Block, Aug. 4-6 Downtown St. Joseph Glad Peach Festival Aug. 4-6, Coloma Riverfest, Aug. 4-6 Yarbrough Park, Benton Harbor	5 Farmers Market Saturdays through Oct. 14 St. Joseph Fort St. Joseph Archaeology Open House, Aug. 5-6 Fort St. Joseph Archaeological Site Niles
6 Antiques on the Bluff, St. Joseph Courtyard Concerts Sundays through Aug. 27 Downtown Bridgman Weko Beach Summer Concert Bridgman Open Air Market Sundays through Oct. 15 Downtown Bridgman	7	8	9	10 SMSO Pop Up! Concert Krasl Art Center, St. Joseph	11	12 Family Day at Krasl Art Center St. Joseph SMSO Summer Concert Shadowland Pavilion, St. Joseph
13	14 Berrien County Youth Fair Aug. 14-19, Berrien Springs	15	16	17 SMSO Pop Up! Concert Krasl Art Center, St. Joseph	18 Love Local Weekend Aug. 18-20 Downtown St. Joseph	19 Lake Bluff Artisan Fair St. Joseph Summer Art Market Krasl Art Center, St. Joseph
20 Weko Beach Summer Concert Bridgman	21	22	23	24 SMSO Pop Up! Concert Krasl Art Center, St. Joseph	25	26
27	28	29	30	31 SMSO Pop Up! Concert Krasl Art Center, St. Joseph	SAFETY TIP: Be prepared. Make an emergency kit. See pages 17 and 22 for ideas.	



Submit your best shot by
Sept. 6. See contest rules
on page 22.



FABULOUS FALL | EAU CLAIRE

Tanya Peppel | Eau Claire


SEPTEMBER

SUNDAY	MONDAY	TUESDAY	WEDNESDAY	THURSDAY	FRIDAY	SATURDAY
AUGUST 1 2 3 4 5 6 7 8 9 10 11 12 13 14 15 16 17 18 19 20 21 22 23 24 25 26 27 28 29 30 31	OCTOBER 1 2 3 4 5 6 7 8 9 10 11 12 13 14 15 16 17 18 19 20 21 22 23 24 25 26 27 28 29 30 31	SAFETY TIP: If you are told to seek shelter or stay indoors, DO NOT pick up your children from school or day care until you are told it is safe to do so by authorities. Your child's school may move to another location for safety or as a precaution and you will be notified where to pick them up when it is safe.			1 Friday Night Concert Series St. Joseph	2 Farmers Market Saturdays through Oct. 14 St. Joseph Lake Bluff Artisan Fair St. Joseph Summer Art Market Krasl Art Center, St. Joseph
3 Antiques on the Bluff St. Joseph Weko Beach Summer Concert Bridgman Open Air Market Sundays through Oct. 15 Downtown Bridgman	4 LABOR DAY	5	6 Benton Harbor Farmers Market Wednesdays through Sept. 13 Mitchell Park	7 Farmers Market Thursdays through Sept. 7 Downtown New Buffalo	8	9 Family Day at Krasl Art Center St. Joseph New Exhibition at Krasl Art Center: <i>"The Stop Motion Worlds of Joe Baughman,"</i> St. Joseph
10	11 PATRIOT DAY Fall Class Registration Deadline Krasl Art Center, St. Joseph		Submit your BEST SHOT TODAY! See rules on page 22.	14	15 ROSH HASHANAH BEGINS Love Local Weekend Sept. 15-17 Downtown St. Joseph	16 Fall Fest Downtown St. Joseph
17 ROSH HASHANAH ENDS	18	19	20	21	22 Apple Cider Century Bicycle Tour 50th Anniversary Sept. 22-24, Three Oaks BHAA Art Hop Benton Harbor Arts District	23 FIRST DAY OF FALL AUTUMNAL EQUINOX Krasl Art Center, The Lab Exhibition: <i>"New Artist Project"</i> St. Joseph
24 YOM KIPPUR BEGINS	25 YOM KIPPUR ENDS	26	27	28 Four Flags Area Apple Festival Sept. 28-Oct. 1 Niles	29	30



LEADING INTO FALL | WEKO BEACH
Brendan Walsh | Bridgman

OCTOBER

SUNDAY	MONDAY	TUESDAY	WEDNESDAY	THURSDAY	FRIDAY	SATURDAY
1 Antiques on the Bluff St. Joseph Open Air Market Sundays through Oct. 15 Downtown Bridgman	2	3	4	5	6	7 Farmers Market Saturdays through Oct. 14 St. Joseph Chapel Hill Arts & Crafts Show Berrien County Youth Fairgrounds Berrien Springs
8	9 COLUMBUS DAY INDIGENOUS PEOPLES DAY	10	11	12	13	14 Family Day at Krasl Art Center St. Joseph
15	16	17	18 Don't forget to take photos during the holiday season See rules on page 22. 	19	20 Pumpkins on Parade Oct. 20-31, throughout Southwest Michigan	21 SWEETEST DAY
22	23	24	25	26	27	28
29	30	31 HALLOWEEN BH Arts District & Downtown SJ Halloween Trick-or-Treat 4:30-6 p.m.	SAFETY TIP: Call or email us if you need more information about emergency preparation. See page 2 for contact information.		SEPTEMBER 1 2 3 4 5 6 7 8 9 10 11 12 13 14 15 16 17 18 19 20 21 22 23 24 25 26 27 28 29 30	NOVEMBER 1 2 3 4 5 6 7 8 9 10 11 12 13 14 15 16 17 18 19 20 21 22 23 24 25 26 27 28 29 30



FALL AT THE BEACH | WARREN DUNES STATE PARK

Dan Ward | Buchanan

NOVEMBER


SUNDAY	MONDAY	TUESDAY	WEDNESDAY	THURSDAY	FRIDAY	SATURDAY
<p>OCTOBER</p> <p>1 2 3 4 5 6 7</p> <p>8 9 10 11 12 13 14</p> <p>15 16 17 18 19 20 21</p> <p>22 23 24 25 26 27 28</p> <p>29 30 31</p>	<p>DECEMBER</p> <p>1 2</p> <p>3 4 5 6 7 8 9</p> <p>10 11 12 13 14 15 16</p> <p>17 18 19 20 21 22 23</p> <p>24 25 26 27 28 29 30</p> <p>31</p>	<p>Don't forget to take photos during the holiday season See rules on page 22.</p> 	<p>1 ALL SAINTS' DAY</p>	<p>2</p>	<p>3</p>	<p>4 Fall Art Market Krasl Art Center, St. Joseph</p>
<p>5 DAYLIGHT SAVING TIME ENDS</p>	<p>6</p>	<p>7 ELECTION DAY</p>	<p>8</p>	<p>9</p>	<p>10</p>	<p>11 VETERANS DAY Family Day at Krasl Art Center St. Joseph</p>
<p>12 DIWALI</p>	<p>13</p>	<p>14</p>	<p>15</p>	<p>16</p>	<p>17 Luminary Festival Downtown St. Joseph</p>	<p>18 Holiday Open House Niles History Center</p>
<p>19</p>	<p>20</p>	<p>21</p>	<p>22</p>	<p>23 THANKSGIVING FAMILY FUN: Can you spot the Cook Plant in the November photo above? <i>Far left, containment domes in the trees.</i></p>	<p>24 LIGHTS Fernwood Botanical Garden through Dec. 31, Niles</p>	<p>25 Small Business Saturday Downtown St. Joseph Bucktown Christmas Buchanan</p>
<p>26</p>	<p>27</p>	<p>28</p>	<p>29</p>	<p>30</p>	<p>SAFETY TIP: Minimize telephone or internet use during a serious emergency. It is important to keep lines open for emergency use.</p>	



FEEDING WINTER SQUIRREL | BRIDGMAN

John Kubicek | Bridgman

DECEMBER

SUNDAY	MONDAY	TUESDAY	WEDNESDAY	THURSDAY	FRIDAY	SATURDAY
NOVEMBER 1 2 3 4 5 6 7 8 9 10 11 12 13 14 15 16 17 18 19 20 21 22 23 24 25 26 27 28 29 30	JANUARY 2024 1 2 3 4 5 6 7 8 9 10 11 12 13 14 15 16 17 18 19 20 21 22 23 24 25 26 27 28 29 30 31	SAFETY TIP: If you have not received your 2024 Emergency Information Calendar by December 30, email us at cookinfo@aep.com .		Don't forget to take photos during the holiday season See rules on page 22. 	1 Window Wonderland Downtown St. Joseph	2 Fanny Mae Memorial Reindog Parade Downtown St. Joseph Santa's House open: 4:30-7 p.m. Downtown St. Joseph Two New Exhibitions Open at Krasl Art Center, St. Joseph
3 Holiday Artisan Fair St. Joseph Santa's House open: 1-5 p.m. Downtown St. Joseph	4	5	6	7 HANUKKAH BEGINS PEARL HARBOR REMEMBRANCE DAY Santa's House open: 4-6 p.m. Downtown St. Joseph	8 Santa's House open: 4-6 p.m. Downtown St. Joseph Krasl Art Center Main Gallery Exhibition: "Members' Show" City Holiday Lights Benton Harbor Library & Mitchell Park BHAA Art Hop Benton Harbor Arts District	9 Santa's House open: 12-5 p.m. Downtown St. Joseph Family Day at Krasl Art Center St. Joseph
10 Santa's House open: 1-5 p.m. Downtown St. Joseph	11	12	13	14 Santa's House open: 4-6 p.m. Downtown St. Joseph	15 HANUKKAH ENDS Santa's House open: 4-6 p.m. Downtown St. Joseph	16 Santa's House open: 12-5 p.m. Downtown St. Joseph Holiday Evening Open House Niles History Center
17 Santa's House open: 1-5 p.m. Downtown St. Joseph	18	19	20	21 FIRST DAY OF WINTER WINTER SOLSTICE Santa's House open: 12-5 p.m. Downtown St. Joseph	22 Santa's House open: 12-5 p.m. Downtown St. Joseph	23 Santa's House open: 12-5 p.m. Downtown St. Joseph
24 CHRISTMAS EVE	25 CHRISTMAS DAY	26 KWANZAA BEGINS	27	28	29	30
31 NEW YEAR'S EVE						

INTEGRATED PUBLIC ALERT & WARNING SYSTEM (IPAWS) & B-WARN!

The Berrien County Sheriff Office's Emergency Management & Homeland Security Division uses two alert systems simultaneously to warn the community of emergencies: IPAWS and B-WARN!. Together, they will inform people in Berrien County when protective action should be taken for emergencies. Messages will be sent to residents, workers, visitors, boaters, campers and travelers in the county.

IPAWS GETS YOUR ATTENTION ON THE VARIOUS COMMUNICATION DEVICES YOU USE SO YOU CAN TAKE ACTION FASTER IN AN EMERGENCY.

The Integrated Public Alert & Warning System (IPAWS) is FEMA's national system for local alerting. It delivers consistent, authenticated emergency and life-saving information to you and the public through mobile phones using Wireless Emergency Alerts (WEA), to radio and television via the Emergency Alert System (EAS), and on the National Oceanic and Atmospheric Administration's Weather Radio (NOAA). IPAWS messages will tell you where to seek more information so you can act quickly.

WEA - MAKE SURE THE SETTING TO RECEIVE LOCAL EMERGENCY ALERTS ON YOUR CELL PHONE IS TURNED ON.

Wireless Emergency Alerts (WEA) are short, text-like emergency messages that come from authorized federal, state, local, tribal and territorial public alerting authorities. These alerts are broadcast from cell towers to any WEA-enabled mobile device in a locally targeted area. WEA have a unique tone and vibration, both repeated twice.

If your wireless carrier participates in the WEA system you will receive emergency alerts automatically. There is no need to download an app. To find out if your phone can receive Wireless Emergency Alerts, contact your wireless provider. All the major providers participate in WEA voluntarily. There is no charge to your wireless data plan when you receive WEA messages.

MAKE SURE YOU CAN RECEIVE WEA AND TEST ALERTS ON YOUR CELL PHONE.

To ensure that you receive WEA alerts:

- ▶ Contact your cell phone provider to see if they participate in WEA and if your phone is capable of receiving alerts.
- ▶ Turn off your "airplane mode" setting.
- ▶ Check your notification settings menu. Turn on the "local alerts" setting. Settings may be slightly different for each device on the market.

If your cell phone provider does not participate in WEA, make sure to sign up for Berrien County's B-WARN!. It's easy. See the instructions on this page.

EAS MESSAGES ARE SENT THROUGH TV AND RADIO STATIONS.

All of the 24-hour TV and radio stations listed on page 2 are part of the EAS. Some of the stations may experience a delay in getting emergency information out due to computerized programming or limited broadcast scheduling. Check all of the listed stations until you find one that is broadcasting emergency information.

NATIONAL OCEANIC AND ATMOSPHERIC ADMINISTRATION'S WEATHER RADIO (NOAA)

This is a nationwide network of radio stations broadcasting continuous weather information, 24-hours per day, directly from the nearest National Weather Service (NWS) office. (Our station is in Northern Indiana.) NOAA Weather Radio can send out warnings and post-event information for all types of hazards including weather (tornadoes, blizzards); natural disasters (floods, earthquakes, forest fires); chemical spills or releases, nuclear power plant emergencies and national emergencies (terrorist attacks).

Boaters, if you receive an emergency alert, immediately tune to the marine channel 16 (156.8 MHz) or an area radio or TV station listed on page 2. You will be told the location of safe waterways and docking areas. Marine patrol boats will also warn boaters on Lake Michigan if there is a serious emergency.

B-WARN! SENDS ALERTS TO MORE THAN YOUR WIRELESS DEVICES. SIGN UP ONLINE TODAY.

B-WARN! is an "Opt-In" notification service that allows the Berrien County Sheriff's Office to alert you during an emergency. When you sign up you choose how you want to be notified. This includes receiving voice messages on your landline phone, text messages on your cell phone as well as pager, email and fax messages. When you sign up you also can designate the locations where you want the county to send the B-WARN! messages.



Sign up at www.bcsheriff.org.

On the site's homepage:

1. Hover over the Divisions tab then click "Public Warning Systems."
2. Click "B-WARN!" in the sidebar.
3. Click the B-WARN! Button.
4. Below "Sign in to your account," click "SIGN UP"
5. Fill out the online form and submit it.

If you believe, for whatever reason, the above methods will not be able to alert you, please see the Functional Needs card on page 17.

WHAT TO DO IF YOU ARE TOLD TO SEEK SHELTER OR STAY INDOORS

For many emergencies, it may be safer to stay indoors. During a severe weather emergency, for example, buildings offer the best protection, especially basements. While indoors, do the following:

- ▶ **Keep calm.** Panic is your worst enemy in any emergency.
- ▶ **Close all windows and doors and bring pets inside.**
- ▶ **Turn off all air-intake systems** such as fans and air conditioners. Turn down the furnace thermostat. Close fireplace dampers.
- ▶ **For severe weather emergencies, if your building has a basement, take a radio and go there.**
- ▶ **Do not go outside until you are told it is safe to go out or are told to evacuate.** If you must go outdoors briefly to warn someone during a nuclear emergency, cover your nose and mouth with a cloth towel or scarf.
- ▶ **Do not use the telephone or the internet** unless it is absolutely necessary. It's important to keep telephone lines open for emergency use.
- ▶ **Stay out of your car or vehicle in a weather emergency.** Seek shelter in the basement of a nearby building or a ditch until the weather emergency passes.
- ▶ **Do not pick up children from schools or day care centers.** School staff and child caregivers will keep children in school until it is safe to go out again. Listen for directions on TV or radio stations (see page 2) about where and when they can be picked up. Visit your school's website to learn more about their plan.
- ▶ **Do not worry if you or family members are in a hospital** or other special-care facility, as they also have emergency procedures.

PLAN AHEAD FOR SHELTERING IN PLACE

- ▶ **Have ready access to:**
 - ☐ A battery-operated radio and flashlight plus extra batteries.
 - ☐ Seven- to ten-days' supply of your and your household members' prescriptions and medications.
 - ☐ Three-days' supply of non-perishable food and beverages for your household and pets.

ANYONE WITH FUNCTIONAL NEEDS:

If you might need special help in an emergency, fill out the card on page 17 and mail it right away. You can also fill it out online at www.bcsheiff.org.

WHAT TO DO IF YOU ARE TOLD TO EVACUATE

- ▶ **Only call 911 if you are experiencing an emergency.** If you have a general question or need advice, use the Cook Nuclear Public Inquiry Hotline: 866-362-3105.
- ▶ **Listen to the radio or TV (see page 2) for instructions.** They will give you evacuation routes and directions to open Congregate Care Centers.
- ▶ **Go directly to a Congregate Care Center and register.** Follow the broadcasted evacuation route instructions to the nearest open Congregate Care Center. Please register when you arrive so family and friends will know where you are. After you have registered you may go to stay with friends or family who live outside the danger area. If you prefer, you will be assigned to a safe, nearby gathering place.
- ▶ **Stay calm.** You and others with you should have time to get ready to leave safely.
- ▶ **Take only essential items.** Pack as if you were going on a trip for only a few days. Use the list on pages 17 and 22 as a guide.
- ▶ **Do not take firearms, alcoholic beverages or illegal drugs.**
- ▶ **If you have functional needs and have sent in a postcard,** you will receive the necessary assistance. If you need help, listen to a local TV or radio station listed on page 2 for the telephone number you can call.
- ▶ **Have a plan for your pets.** Congregate Care Centers will only accept pets if they are service animals. Make arrangements to stay with relatives, friends or at a pet-friendly hotel outside of the area. Bring pet supplies with you. Animal Control will be at Congregate Care Centers to provide additional options and advice. For more information, go to ready.gov/caring-animals, PetTravel.com and PetsWelcome.com.
- ▶ **Turn off small appliances, lights and water faucets.** However, leave your refrigerator and freezer on.
- ▶ **Turn off all air-intake systems** such as fans and air conditioning. Turn down the furnace thermostat. Close fireplace dampers.
- ▶ **Close and lock all windows and doors.** The evacuated area will be secured and you will not be allowed to return until it is safe.
- ▶ **Check on neighbors.** Make sure they know how to evacuate and that they have transportation.

IMPORTANT:

Do not pick up your children from schools or child care centers. If necessary, they will be taken to shelters outside the danger zone. Listen for directions on TV or radio stations (see page 2) about where and when they can be picked up. Do not worry if you or family members are in a hospital or other special-care facility, as they also have emergency procedures.

COOK NUCLEAR PLANT EMERGENCY PLANNING ZONE

The circled area of the map is a 10-mile radius surrounding Cook Nuclear Plant in Bridgman known as the Emergency Planning Zone (EPZ). The emergency warning system for Berrien County alerts people county-wide which includes those living within the EPZ and those who are not. When necessary, area TV and radio stations (see page 2) will alert people living inside the EPZ when there is an emergency.

Inside the EPZ are the Protective Action Areas for the Cook Nuclear Plant. During an emergency, these areas will be identified by the numbers shown on the map. For example, the TV or radio station may say, "Protective Action Area 1 must evacuate," or, "Protective Action Area 2 must take shelter." Know which Protective Action Area you live, work or are boating in so you can respond promptly to instructions.

During an emergency, listen to area TV or radio stations for official instructions on evacuating to the Congregate Care Center you are to use.

CONGREGATE CARE CENTERS

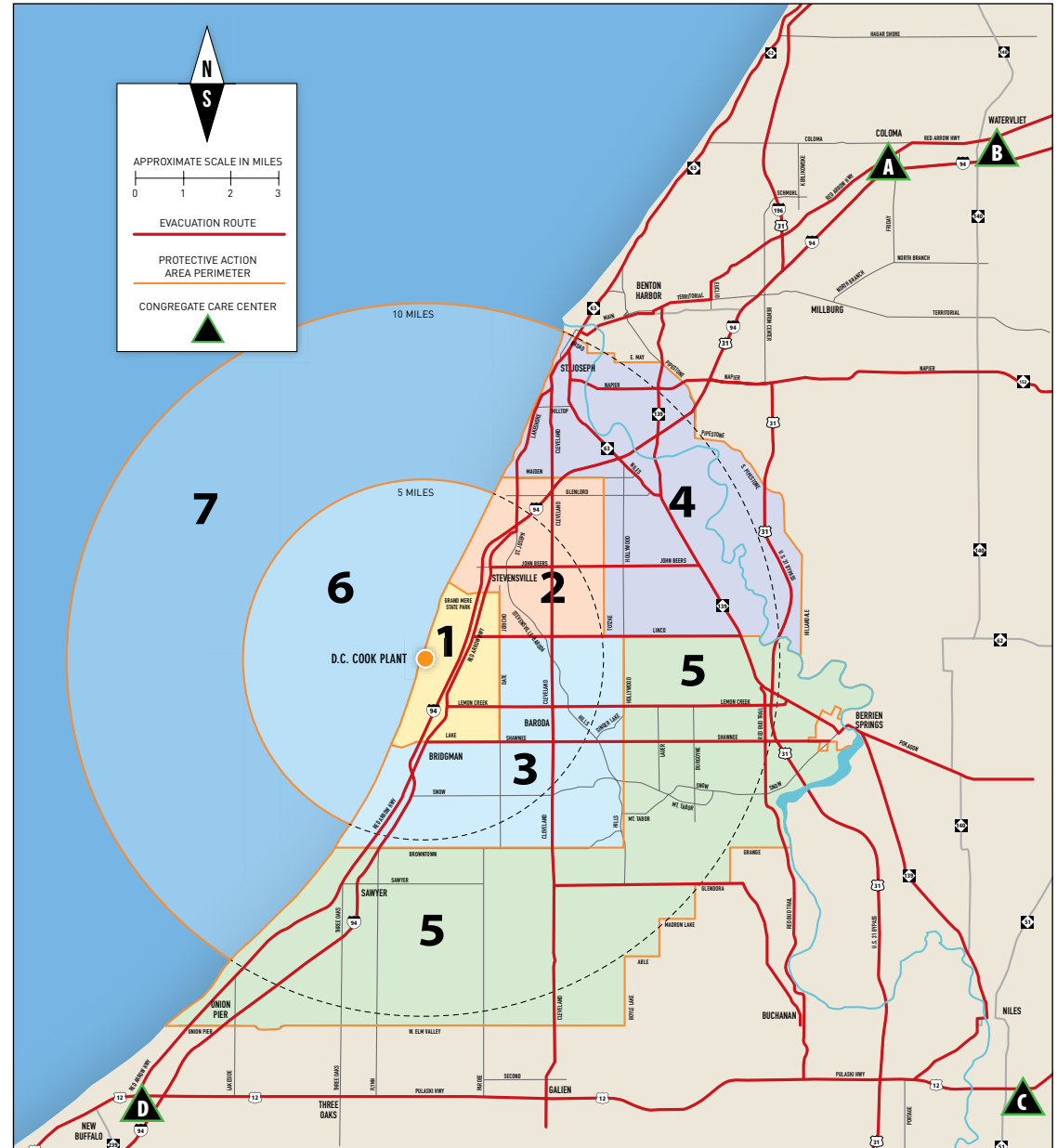
The locations of the four Congregate Care Centers are listed below the map. Listen to an area radio or TV station (see page 2) to learn which Congregate Care Centers are open.

WHAT TO BRING WITH YOU

- ❑ **Basics:** this calendar, cash, portable radio, flashlight, extra batteries, keys, tool kit, credit/debit cards, checkbook, wallet, purse, cell phone and charger
- ❑ **Bedding:** blankets, pillows, sleeping bags
- ❑ **Toiletries:** soap, towels, toothpaste, toothbrushes, razors, sanitary supplies
- ❑ **Special items:** special-diet foods, baby formula and bottles, diapers, favorite toys or games
- ❑ **Health supplies:** medicines, glasses, dentures, hearing aids, first-aid kit, prescription information
- ❑ **Identification:** driver's license, credit cards, important papers
- ❑ **Pet supplies:** food, water, medicines, leashes, tags

ONCE YOU ARE IN YOUR VEHICLE

- ▶ **Drive carefully.** There is no need to speed. Follow directions of all sheriff, police and traffic officers.
- ▶ **Close all windows and vents.** Shut off heating and air conditioning.
- ▶ **Listen to the radio (see page 2).** Follow emergency instructions broadcast on your car or portable radio. You will be told when it is safe to return.



A
COLOMA HIGH SCHOOL
300 W. St. Joseph St., Coloma
(Red Arrow Highway)

B
WATERVLIET HIGH SCHOOL
450 E. St. Joseph St., Watervliet
(Red Arrow Highway)

C
BRANDYWINE HIGH SCHOOL
1700 Bell Road, Niles
(South of Niles & East of M-51)

D
NEW BUFFALO HIGH SCHOOL
1112 E. Clay St., New Buffalo
(South of U.S. 12)

FUNCTIONAL NEEDS EMERGENCY INFORMATION CARD

It is very important that everyone stays safe during an emergency. If you or someone you know has a functional need such as vision or hearing impairments, physical or mental disabilities, no means of transportation or ability to be alerted, please inform the county by filling out this Functional Needs Emergency Information Card and mail it right away.

IF YOU MIGHT NEED SPECIAL HELP IN AN EMERGENCY:

- Please fill out the Functional Needs Emergency Information Card at the right, cut it out along the dashed line, fold and seal it, then drop it into the mail. No postage is required.
- If you prefer, you can fill out the Functional Needs information online at www.bcsheiff.org. Click on Divisions in the main navigation, then choose Emergency Management & Homeland Security Division. In the left-hand navigation box, select Public Warning Systems, and then select the section titled "Alerting people with additional needs."

When you send in the Functional Needs Information Card for yourself or another person, the Berrien County Emergency Management & Homeland Security Division enters the information in the B-WARN! system so they can alert you quickly in an emergency.

CUT ALONG THIS LINE 

2023 FUNCTIONAL NEEDS EMERGENCY INFORMATION

If you have functional needs, please fill in this card, fold, seal it with tape and mail it today! You may also fill this out online at www.bcsheiff.org. You must send in a new card or fill out the online form **every year** to keep our files up-to-date.

NAME OF PERSON NEEDING HELP:

STREET ADDRESS:

CITY:

ZIP:

HOME PHONE: ()

CELL PHONE: ()

EMAIL:

IF YOU ARE A PART-TIME RESIDENT, PLEASE CIRCLE THE MONTHS YOU STAY IN BERRIEN COUNTY:

MONTH	JAN	FEB	MAR	APR	MAY	JUN	JUL	AUG	SEPT	OCT	NOV	DEC
Circle												

YOUR FUNCTIONAL NEED (CIRCLE ALL THAT APPLY):

VISION-IMPAIRED	HEARING/SPEECH-IMPAIRED	WHEELCHAIR	WALKER/CANE	BEDRIDDEN	VENTILATOR	OXYGEN
Circle						

OTHER (PLEASE DESCRIBE):

ALERT/NOTIFICATION INFORMATION (CIRCLE ONE ANSWER FOR EACH QUESTION):

Are you able to receive IPAWS wireless emergency alerts? YES NO

Are you able to receive B-WARN! emergency alerts? YES NO

Are you able to receive NOAA Weather Radio emergency alerts? YES NO

IPAWS: Integrated Public Alert Warning System

B-WARN!: Berrien Warning Alert and Regional Notifications

NOAA: National Oceanic and Atmospheric Administration

TRANSPORTATION INFORMATION (CIRCLE ONE):

Could a family member or friend give you transportation if you were asked to evacuate in an emergency? YES NO POSSIBLY

PET INFORMATION:

If you would require transportation help to evacuate, do you have pets at home that will require attention if you are asked to evacuate in an emergency? If so, indicate the number of each:

CATS: DOGS: SERVICE DOGS: OTHER (DESCRIBE):

EMERGENCY CONTACTS:

PRIMARY (NAME):

RELATIONSHIP:

PHONE:

ALTERNATE (NAME):

RELATIONSHIP:

PHONE:

CUT ALONG THIS LINE



CUT ALONG THIS LINE




For anyone who might need special help in an emergency

- ▶ Please fill out the other side of this card, cut it out along the dashed line, fold and seal it, then drop it into the mail. No postage is required.
- ▶ If you prefer, you can fill out the Functional Needs information at www.bcsheriff.org.
- ▶ Your functional needs information will be kept confidential.
- ▶ Each person needing assistance, even if living together at the same address, should fill out a card or the online form to notify us of each person's needs.
- ▶ The Berrien County Health Department will keep your functional needs information on file for one year. Please fill out a new card and mail it in as soon as you receive your new calendar.
- ▶ If you know someone with a functional need, volunteer to help them in an emergency. This is especially important if that person lives within the 10-mile Emergency Planning Zone (see the map on page 17). If this is not practical, please discuss and/or assist them in filling out the Functional Needs Emergency Information Card or the online form.

CUT ALONG THIS LINE



NO POSTAGE
NECESSARY
IF MAILED
IN THE
UNITED STATES



BUSINESS REPLY MAIL

FIRST-CLASS MAIL PERMIT NO. 10 BRIDGMAN MI

POSTAGE WILL BE PAID BY ADDRESSEE

DIVISION OF BERRIEN COUNTY SHERIFF'S OFFICE
BERRIEN COUNTY EMERGENCY MANAGEMENT
2100 E EMPIRE AVE
BENTON HARBOR MI 49022-9895



↑ FOLD HERE ↑

CUT ALONG THIS LINE



Update and mail in your Functional Needs Emergency Information Card each year. As soon as you receive your calendar, fill it out and mail it or fill the form out online.

Each person needing assistance, even if living at the same address, should fill out a card or the B-WARN! form online to notify us of each person's needs.

CUT ALONG THIS LINE



IMPORTANT NUCLEAR EMERGENCY TERMS AND RADIATION FACTS

Nuclear Emergency Terms

In the unlikely event that there is an emergency at the Cook Nuclear Plant, four terms will be used to describe each situation. Those four terms are explained below. They are listed in order of least serious (1) to most serious (4).

Because of the many safeguards and highly skilled people operating the Cook Nuclear Plant, it is very unlikely that a serious event will ever occur there. Chances of you having to seek shelter or evacuate because of a nuclear emergency are very remote. In most cases, evacuation is ordered as a safety measure before any danger can come to you or your family. Federal law, however, requires that the public be told what to do in case of a significant release of radioactive material from the Cook Nuclear Plant. Please keep this Emergency Information Calendar handy and become familiar with its contents.

Sometimes you will hear news about a drill or an exercise involving the Cook Nuclear Plant. That is because federal, state, county and plant officials are required by law to participate regularly in drills and exercises so they are prepared in case of an emergency.

Remember, you will receive an emergency alert if sheltering or evacuation is necessary. See page 16.

If you receive an emergency alert, listen to an area TV or radio station for emergency information (see list on page 2) and follow instructions.

1. UNUSUAL EVENT: a minor problem at the Cook Nuclear Plant that varies from normal or routine operations. No release of radioactive material is expected. Cook Plant officials will notify federal, state and county officials. You will not have to do anything.

2. ALERT: an abnormal plant condition that could result in a small release of radioactive material inside the plant. This is still considered a minor event. Cook Plant officials will notify federal, state and county officials to stand by. It is not likely that you will have to do anything.

3. SITE AREA EMERGENCY: a more serious situation that could result in a release of radioactive material around the plant site. All federal, state and county officials will be ready to help if needed. Protective measures may be required to ensure the safety of the public in a limited area near the plant site boundary. If so, you will receive an emergency alert. Tune in immediately to an area TV or radio station (see page 2) to learn whether you will need to seek shelter or evacuate.

4. GENERAL EMERGENCY: the most serious situation possible at the Cook Nuclear Plant. It could result in the release of a large amount of radioactive material outside the plant boundary. All federal, state and county officials will provide help as needed. Protective measures may be required to ensure the safety of the public as far as 10 miles from the plant. The wireless emergency alerts, IPAWS, B-WARN! and NOAA marine radios direct you to tune into area TV and radio stations (see page 2) if shelter or evacuation is necessary.

TWO OTHER KEY TERMS: RADIATION AND CONTAMINATION

- **Radiation** refers to the particles and waves given off by radioactive material. It is a form of energy that occurs naturally and artificially. We are exposed to it every day. However, radiation could be harmful to your health and safety if the levels are high enough and the exposure lasts long enough.
- **Contamination** is when radioactive material is where it is not supposed to be. Food, water or air is considered contaminated if it contains more or different types of radioactive material than would be normally present. Our bodies, for example, contain very small amounts of the radioactive elements potassium-40, carbon-14 and tritium. We are not considered to be contaminated because these elements exist within us naturally. However, the presence of strontium-90 (a possible by-product of a nuclear power plant emergency) in food, air or water can indicate contamination.

Facts About Radiation

RADIATION IS A NATURAL FACT OF LIFE

Radiation is a form of energy like light or sunshine. There is radiation all around us. We are exposed to small amounts of radioactive materials every moment of our lives.

HOW WE MEASURE RADIATION

You cannot see, taste, hear or smell ionizing radiation. But we can measure it with special instruments. We use a unit called a millirem (mRem) to measure ionizing radiation.

On average, a person living in the U.S. receives about 620 mRem per year from all radiation sources. A person living within 10 miles of the Cook Nuclear Plant receives about 485 mRem because we live at a low elevation that is not near any radioactive rock formations. About 310 mRem of the total we receive comes from man-made sources, primarily medical testing. Only a tiny fraction of one percent of the man-made radiation would come from the Cook Plant.

IMPORTANT NUCLEAR EMERGENCY TERMS AND RADIATION FACTS *CONTINUED*

NATURAL BACKGROUND RADIATION IS IN THE AIR WE BREATHE

The sun covers our planet with cosmic radiation. Some rocks and minerals give off small amounts of radiation. One source you may be familiar with is radon gas. Many building materials contain radiation. In fact, radioactive particles are in the air we breathe, the food we eat and the water we drink. Even our bodies are slightly radioactive. These sources of radiation are called natural background radiation.

Natural background radiation sources (measured in mRem per year)		
Air: 200	Cosmic rays: 30	Earth & rocks: 46
Food & water: 40	Building materials: 7	

Artificial radiation sources (measured in mRem per year)	
Chest X-ray: 10	Coast-to-coast airline flight: 2.5
Viewing TV 1 hour/day: 1	Living by the Cook Plant: < 1

Types of Radiation

Radiation includes such things as light, heat and radio waves. However, when we speak of radiation we usually mean "ionizing" radiation. This radiation can produce high-energy, charged particles called "ions" in the materials it strikes.

THE MAIN TYPES OF IONIZING RADIATION ARE:

- Alpha particles, which can be stopped by a sheet of paper.
- Beta particles, which can be stopped by a thin sheet of metal.
- Gamma rays, which can be stopped almost completely by three feet of concrete.
- Neutron particles, which can be stopped by water, concrete and metal.

Effects of Radiation

Just as too much exposure to the sun can cause painful sunburn, too much exposure to certain levels and types of radiation can have harmful effects. You would, however, have to be exposed to radiation doses over 20,000 mRem within a day to produce effects measurable by a trained doctor. Very large doses of 50,000 to 100,000 mRem are required before you would feel any ill effects.

The amount of exposure from radiation depends on:

- Length of time you are exposed.
- How far you are from the source of radiation.
- Which part of your body is exposed.
- How much material you inhale or take into your body.

Your health or physical condition can affect your reaction to radiation exposure. For example, you should be aware that **unborn babies and very young children are more likely to be harmed by radiation exposure.**

The less radiation you are exposed to, the less chance you have of receiving any harmful effects. That is why it is so important to have an emergency plan in place near a nuclear power plant. We need to treat radiation with both caution and common sense.

Cook Nuclear Plant workers regularly check radiation levels both inside and outside the plant. In the unlikely event of a serious nuclear accident at the plant, state and federal health experts would be called in to take radiation readings beyond the plant site boundary. These readings would determine what steps, if any, you, your family and co-workers would need to take to protect yourselves.

State of Michigan Potassium Iodide Distribution

Radioactive iodine (radioiodine) is one of the products that could be released in the unlikely event of a serious nuclear power plant accident. Potassium iodide (KI) is a non-radioactive form of iodine that may be taken to reduce the amount of radioactive iodine absorbed by the body's thyroid gland. KI offers protection only to the thyroid gland and its use would be to supplement evacuation and in-place sheltering. Evacuation and in-place sheltering are the primary means of protection in a radiological emergency.

State and county officials will use the Emergency Alert System (EAS) to notify the public of the need to evacuate, to seek shelter in place, or to take KI. KI is available to persons within 10 miles of the Cook Nuclear Plant through the Michigan Department of Health and Human Services (MDHHS). **Detailed instructions on the MDHHS distribution of KI can be found on page 21 of this calendar or <https://www.michigan.gov/mdhhs/safety-injury-prev/publicsafety/ophp/potassium-iodide>.** It is necessary to pick up your KI prior to an emergency situation at the plant. Complete your voucher and pick up your KI at a participating pharmacy at your earliest convenience. **You will NOT be able to get KI from the pharmacy during a nuclear plant emergency.**

People who are allergic to iodine should not use KI. In the event of an allergic reaction, contact a doctor.

NOTICE TO FARMERS, FOOD PROCESSORS AND DISTRIBUTORS

HOW YOU WILL BE NOTIFIED IN A NUCLEAR EMERGENCY

The State of Michigan will evaluate the seriousness of a nuclear accident. It will order actions to protect the public and the food supply.

- ▶ **If you live within 10 miles of the Cook Nuclear Plant**, your first warning may be an IPAWS Wireless Emergency Alert or a B-WARN! alert. If you receive an alert, tune to a radio or TV station listed on page 2 for emergency information.
- ▶ **If you live farther than 10 miles from the plant**, you will be notified by area radio and TV stations (see page 2). The news report will let you know if you need to take protective action, or a Cooperative Extension Service official will contact you. Please follow the emergency instructions right away.
- ▶ **If you have questions about a real or potential emergency**, please contact the Michigan Department of Agriculture and Rural Development at 800-292-3939 during business hours (8 a.m.-5 p.m.). After hours, call 517-373-0440.

WHAT TO DO IF YOU ARE TOLD TO SEEK SHELTER

During a nuclear emergency, it is very important to limit your outdoor activities as much as possible. Please stay indoors and follow the instructions provided in radio and TV messages (see page 2).

WHAT TO DO IF YOU ARE ORDERED TO EVACUATE YOUR FARM

If you live within 10 miles of the Cook Nuclear Plant, you may be told to evacuate. You may be permitted, with directions from the state and county, to reenter the evacuated area temporarily to tend to the needs of your farm. You will receive instructions on where to check in, what routes to use, safety precautions and decontamination procedures.

Your Cooperative Extension Service agent can provide animal health and feeding guidelines.

IMPORTANT:

Do not delay when notified to evacuate. Instructions on how to safely return to care for livestock will be given when it is safe to do so.

HOW CAN A NUCLEAR EMERGENCY CONTAMINATE FOOD?

During a nuclear emergency, dust-sized, radioactive materials can fall onto fruits, vegetables or grains. This food could enter the food supply and be eaten by the public. For example: Cows could eat grass covered with radioactive iodine-131. Traces of the iodine could be passed through to the milk and then to people who drink it. Iodine-131 has the potential to concentrate in the human thyroid gland where it could cause thyroid cancer.

PROTECTING THE FOOD SUPPLY DURING A NUCLEAR EMERGENCY

Following a nuclear emergency, the public could be exposed to radioactive material in several ways. At first, particles and gases released into the air could be ingested or inhaled directly. Additional exposure could result from eating or drinking food or milk contaminated by traces of radioactive material. Farmers, food processors and distributors will be required to take steps to protect the food supply. Every step will be taken to minimize or avoid contamination. Please read this page and the next to learn how to protect the food supply in the event of a nuclear emergency.

SAMPLES WILL BE TAKEN TO DETERMINE THE EXTENT OF IMPACTS

In the event of an accidental release of radioactive material, State of Michigan emergency workers will determine the extent of any impact. Emergency workers will collect samples of air, water and soil to see whether there is radioactive contamination, where it is located and the amount. Samples of milk, forage, crops and processed foods also may be taken. Field data and other factors will be used by the state to determine the best course of action to limit the impact to the public and the food supply.

Samples may be taken from as far away as 50 miles from the plant site. State of Michigan emergency workers will give farmers, food processors and distributors outside of the 10-mile radius of the Cook Nuclear Plant specific instructions on how to collect and test samples.

SAMPLES ARE BEING TAKEN NOW TO GIVE US A BASELINE

Radioactive materials occur naturally in the environment. So Indiana Michigan Power and State of Michigan emergency workers continually take samples of the air, water, milk, vegetation and animal life near the Cook Nuclear Plant. This gives them a “natural” baseline for comparison in the event of a nuclear emergency.

HOW TO PROTECT YOUR WATER SUPPLY IN A NUCLEAR EMERGENCY

Store as much water as you can for your livestock. Cover open wells, tanks and other storage containers. Close off the intakes from contaminated ponds, streams or cisterns. In general, water from wells and water heaters should be safe to use.

Radioactive contaminants deposited on the ground usually will travel very slowly into the soil. If contaminants fall onto the surface of lakes and rivers, the radioactive materials may get into the ground water supplies. It takes just a few hours for streams and lakes to carry the contaminants many miles.

NOTICE TO FARMERS, FOOD PROCESSORS AND DISTRIBUTORS *CONTINUED*

HOW TO PROTECT YOUR LIVESTOCK OR POULTRY IN A NUCLEAR EMERGENCY

The first priority is to protect dairy animals because radioactive materials can quickly enter the food chain through milk and other dairy products. If sheltering is required, shelter your dairy animals first.

Shelter livestock in covered barns or sheds unless the weather is extremely hot or other factors make sheltering impossible. Provide your animals with stored feed such as hay, silage and bagged grain. Whenever possible, draw water for your animals from a well. Avoid using water from ponds, rivers and creeks. This will help to minimize the amount of radioactive material ingested by your animals.

Poultry are more resistant to radioactive contamination than other farm animals. Keep them in your enclosed facility and continue to give them stored feed and well water. If your poultry are normally kept outdoors, bring them inside if possible.

IMPORTANT:

Do not destroy any animals, crops, milk or feed supplies unless directed by authorities to do so.

DO NOT DESTROY YOUR ANIMALS

Destroy your animals only if you get orders from state or federal authorities. Do not slaughter any animals except for immediate food needs. Generally, animals that are exposed to radioactive contaminants and radioactive rainwater will survive. Many will be marketable and safe for humans to eat. However, do not allow animals to graze in open fields unless the State of Michigan, your Cooperative Extension Service agent or another government official gives you permission.

WHAT TO DO IF FEED IS RADIOACTIVELY CONTAMINATED

Only in extreme emergencies may you feed your livestock contaminated grain or hay. If you must use the contaminated feed, you may be able to reduce the level of contamination. For example, if the feed is stored outside, the contamination may be greater at or near the surface of the feed pile. You may be able to reduce the contamination level significantly by removing the top portion. Government officials may restrict the movement of feed products and withhold them from the marketplace if they are suspected to be contaminated, until they are assessed to be safe.

Do not dispose of contaminated feed or hay unless spoilage has made it inedible. Generally, contaminated products may be salvageable after adequate time passes and they are properly processed. Please keep contaminated feed supplies separate from other feed so the contamination does not spread. Your Cooperative Extension Service agent can provide you with specific information.

WHO PAYS FOR LOST OR DESTROYED FARM PRODUCTS?

Farmers, food processors and distributors could face serious financial losses following a nuclear emergency. Under federal law, you will be reimbursed for any of these losses. The Price-Anderson Act, enacted by Congress in 1957, requires the operators of nuclear power plants and certain other nuclear facilities to purchase nuclear liability insurance policies for the protection of the public. As a result, no-fault insurance pools are in place to pay claims promptly without lengthy court hearings. Claimants need only prove that the injury or property damage resulted from the nuclear emergency. Commercial insurance policies exclude coverage for nuclear emergencies because the Price-Anderson Act makes coverage unnecessary.

WHAT TO DO WITH FOOD AND PRODUCTS CONTAMINATED IN A NUCLEAR EMERGENCY

After an event, there may be additional guidance from government officials on food, fruits and vegetables, feed and animal health.

Crops in the field

Let your standing crops grow to maturity. The level of radiation exposure they may receive should not affect their growth. Most contaminants will be washed off in the rain. Or, over time, the crops will return to safe levels as they grow. If special harvesting procedures are required, your Cooperative Extension Service agent will give you instructions. Government officials may restrict the movement of crops and agricultural products and withhold them from the marketplace if they are suspected to be contaminated, until they are assessed to be safe.

Roots and tubers

Potatoes, carrots and plants that mature under the ground generally are safe to eat. Make sure to thoroughly wash and peel these products to remove soil particles and contaminants.

Fruits and vegetables in the field

Unprotected plants may have particles of radioactive contamination on their surfaces. Before eating them, wash thoroughly. Then brush, scrub or peel the outer layers. Some leafy vegetables may be eaten after you remove the outer layers.

If your crops do not need to be harvested immediately, leave them in the field or on the trees. They should be able to be harvested once your area is declared safe again.

You may lose some ripe fruits and vegetables to spoilage. Contamination levels in your area may be too high for field workers to harvest your crop in a timely manner. You will be reimbursed for crop losses. Government officials may restrict the movement of crops and agricultural products and withhold them from the marketplace if they are suspected to be contaminated, until they are assessed to be safe.

Honey and apiary products

Following a nuclear emergency, State of Michigan emergency workers will need to take samples and analyze honey and beehives in the Protective Action Areas. Contact your Cooperative Extension Service agent for guidance.

Farm products

If radioactive particles or material are present in large amounts, you may be advised not to use, eat or sell garden produce or animal products until samples are taken and analyzed. State of Michigan emergency workers will conduct the sample tests and analysis. Please follow their orders to protect the public's and your safety.

Milk

Milk contaminated at low levels of iodine-131 may be converted to powdered milk or cheese. Then it will be stored until the iodine's radioactivity diminishes to safe levels. It may also be used in animal feed.

Wildlife and plants

After a nuclear emergency, wild game such as deer, rabbit, squirrel, pheasant and partridge may eat food and water contaminated with radioactive particles. State of Michigan emergency workers may advise you not to eat wild game until it has been sampled and assessed to be safe. Wild edible plants, such as native herbs, mushrooms, dandelion greens, spearmint, peppermint or wintergreen may have particles of contamination on their surfaces, too. Before eating, be sure to wash, brush, scrub or peel to minimize contamination.

HOW SOON WILL THE RADIOACTIVITY REACH SAFE LEVELS?

The speed that radioactivity diminishes depends on several things. Inert gases released from a nuclear power plant lose their radioactivity within minutes. Wind or heavy rain tend to remove radioactive material from plants very quickly. In some cases, however, a hard rain after a nuclear emergency may splash contaminated soil onto plant surfaces. This will increase the amount of radioactive material on low-standing plants.

WHAT STEPS CAN BE TAKEN TO RESTORE CONTAMINATED SOILS?

There are several steps that can be taken to restore soils contaminated in a nuclear emergency. One is not to use the soil for a period of time. In a worst-case situation, heavily contaminated soil may need to be removed and sent to an approved radioactive waste disposal facility. Such drastic action may not be possible for large fields, but may be used for small plots or areas such as walkways near buildings where people come in close contact with it.

In less severe situations, fiber crops may be planted instead of fruits and vegetables. Deep plowing may be used to keep the radioactive contaminants below the root zone until the radioactivity decays to safe levels over time. Liming may also be used to limit the absorption of specific radioactive elements by crops.

Farmers will receive guidance from the United States Department of Agriculture's Natural Resources Conservation Service on how to restore valuable soils to productive use.

WHAT SHOULD FOOD PROCESSORS AND DISTRIBUTORS DO IN A NUCLEAR EMERGENCY?

After a nuclear emergency, government officials may restrict the movement of contaminated food products or withhold them from the marketplace. These products should not be released until they are considered safe for consumption or a decision is made to dispose of them. State of Michigan emergency workers will instruct you on how to safely handle and dispose of contaminated food products.

The environmental damage caused by a nuclear reaction may be short-lived. Steps can be taken to make a full recovery.

For more information, contact:

MSU-BERRIEN COUNTY COOPERATIVE EXTENSION SERVICE

269-944-4126

1737 Hillandale Road

Benton Harbor, MI 49022

www.canr.msu.edu/berrien/

If you have questions about a real or potential emergency, you may also contact:

MICHIGAN DEPARTMENT OF AGRICULTURE AND RURAL DEVELOPMENT

800-292-3939

www.michigan.gov/mdard



Potassium iodide (KI) is available at no cost to people who live or work within 10 miles of the Cook Nuclear Plant in Berrien County, Michigan. This insert explains what KI is used for and how you can get it. To get your KI tablets, please read the information in this calendar, complete the voucher on the next page and take it to one of the participating pharmacies listed. Please get your tablets now so you are ready if you are ever asked to take them. You will NOT be able to get KI from the pharmacy during a nuclear plant emergency.

If you already have KI tablets from this program, check the expiration date on the box. If it has expired, go to one of the pharmacies listed on the next page to replace your KI with a new supply.

The Michigan Department of Health and Human Services (MDHHS) runs the KI program. For more information, contact:

PHONE: 517-335-8150
(8 a.m. to 5 p.m.)

EMAIL: mdhhs-ki@michigan.gov

ONLINE: www.michigan.gov/mdhhs/safety-injury-prev/publicsafety/ophp/potassium-iodide

Potassium Iodide (KI) Facts

What is KI?

KI (the chemical name for the drug is "potassium iodide") is a non-prescription iodine pill. Iodine is an element that is found in nature and is also an important part of your diet. Because iodine is so important to your health, it is added to table salt. Table salt cannot be used as a replacement for KI.

How does KI work?

In the unlikely event of a serious accident at a nuclear power plant, one form of radiation, radioactive iodine, could be released into the air. This type of radiation can be stored in your thyroid gland. This can cause thyroid cancer or other thyroid problems over time. Children are most at risk of thyroid injury from exposure to radioactive iodine. KI protects your thyroid by filling it up with a safe form of iodine so that it can't take in radioactive iodine.

Keeping your thyroid gland healthy is important because it produces hormones that manage your heart rate, blood pressure, temperature and other essential body functions. It is important to know that KI does not protect your whole body from radioactive material – it only protects the thyroid.

How can I get KI?

Take the enclosed voucher to one of the participating pharmacies. The pharmacy will give you the amount of KI that you need. Place it in a safe, dry location and keep it in its foil packet. You should keep it on hand as part of your emergency supply kit. Be sure to get your KI now. You will not be able to get it from the pharmacy during a nuclear power plant emergency.

When should I take KI?

When you receive an emergency alert, follow the instructions and tune to your local radio or TV station (see page 2) for more detailed information. Follow the instructions given by emergency officials. You may be instructed to shelter in place or evacuate. **If the announcements say to ingest your KI tablets, do so.**

If you are told to evacuate and you don't have your KI tablets readily available, don't

Use the information in this chart to take the correct amount for one dose.

AGE	WEIGHT	DOSE
18+ years	Any weight	Two (2) 65 mg tablets <i>Including pregnant or breastfeeding women</i>
12-18 years	150 lbs. or more	Two (2) 65 mg tablets
12-18 years	Less than 150 lbs.	One (1) 65 mg tablet
3-12 years	Any weight	One (1) 65 mg tablet
1 month-3 years	Any weight	Half (1/2) 65 mg tablet, crushed into a liquid. <i>Instructions for crushing and mixing will be provided by the pharmacy and can be found at www.michigan.gov/mdhhs/safety-injury-prev/publicsafety/ophp/potassium-iodide</i>
Birth-1 month	Any weight	Quarter (1/4) 65 mg tablet crushed into a liquid. <i>Instructions for crushing and mixing will be provided by the pharmacy and can be found at www.michigan.gov/mdhhs/safety-injury-prev/publicsafety/ophp/potassium-iodide</i>

waste time searching for them. Evacuating or sheltering-in-place is the best way to protect yourself from harm due to radiation.

How much KI should I take?

One dose protects the thyroid for 24 hours. You should be safely evacuated within 24 hours. Taking more than the recommended dose will not help you and may increase the risk of side effects. See the chart above for dose guidelines.

What side effects could I have from taking KI?

KI can cause minor side effects. You could have an upset stomach or swelling in your mouth. If you have a serious reaction such as fever, joint pain, swelling of the face or body or trouble breathing, get medical help right away.

Who should NOT take KI?

You should not take KI if:

- You are allergic to iodine. A shellfish allergy may not mean that you are allergic to iodine.

Talk to your doctor if you have a shellfish allergy and are unsure if you should take KI.

- You have dermatitis herpetiformis (DH) or hypocomplementemic urticarial vasculitis (HUV) syndrome, two very rare skin conditions.

Check with your doctor if you already have a thyroid condition or you are unsure whether or not to take KI.

How does this program apply to businesses?

Businesses with more than 200 employees, clients or patients should contact MDHHS to arrange for delivery of KI. If your business chooses to participate in the program, it is responsible for having a dispensing plan that complies with these instructions. If your business chooses not to participate or has less than 200 employees, clients, or patients, you can provide a copy of this fact sheet to your employees to obtain their personal supply of KI at one of the designated pharmacies.

Read this information before signing the KI voucher.

Signing the voucher means that you understand and agree to the following:

I UNDERSTAND THAT:

- KI is an over-the-counter, non-prescription drug.
- KI is to be taken only when a "General Emergency" has been declared at the Cook Nuclear Plant.
- KI is NOT a substitute for evacuation or sheltering in place.
- KI only protects the thyroid gland from radioactive iodine. It does not protect the rest of the body. In a nuclear power plant emergency, there could be health risks from other forms of radiation.
- Although taking KI is usually safe, it can cause problems in people who have thyroid disease or are allergic to iodine. People who have dermatitis herpetiformis (DH) or hypocomplementemic urticarial vasculitis (HUV), two very rare skin diseases, should talk to their doctor before taking KI.

I AGREE THAT:

- I have read the potassium iodide (KI) fact sheet and will follow all instructions on how to use KI.
- I will follow the instructions of emergency officials.
- I will hold the pharmacy harmless from all liability, claims, suits or actions related to the use, delivery, labeling and packaging of KI.

Additional agreements for businesses

- I own or represent the business/institution named on the voucher.
- This business/institution will provide information on dosing and medical contraindications to all employees/clients prior to distributing KI. This information is provided in each box of KI and on the MDHHS website at www.michigan.gov/mdhhs/safety-injury-prev/publicsafety/ophp/potassium-iodide.

To qualify to receive KI tablets for your household or business, you must:

- Live or work within 10 miles of the Cook Nuclear Plant.
- Be 18 years or older.
- Present a government-issued photo ID.

Participating Pharmacies

PLEASE COMPLETE SECTION 1 or 2 and BRING FORM TO PHARMACY

(Do not mail to Berrien County)

- Meijer Pharmacy 1920 Pipestone Road, Benton Harbor, MI
- Meijer Pharmacy 5019 Red Arrow Highway, Stevensville, MI
- Meijer Pharmacy 5150 S. Franklin St., Michigan City, IN
- Meijer Pharmacy 1223 Phoenix St., South Haven, MI

CUT ALONG THIS LINE.



2023 Potassium Iodide (KI) Voucher

By signing this form, I agree that I have read the KI information provided and that I am obtaining KI for people who live or work within 10 miles of the Cook Nuclear Plant.

PLEASE COMPLETE SECTION 1 OR 2

1. REQUESTING KI FOR HOUSEHOLD USE

NAME: _____

STREET ADDRESS: _____

CITY: _____

ZIP: _____

COUNTY: _____

PHONE: () _____

NUMBER OF PEOPLE LIVING AT THIS ADDRESS: _____

AGES OF PEOPLE LIVING AT THIS ADDRESS: _____

2. REQUESTING KI FOR BUSINESS USE

NAME OF BUSINESS: _____

CONTACT NAME: _____

STREET ADDRESS: _____

CITY: _____

ZIP: _____

COUNTY: _____

PHONE: () _____

NUMBER OF EMPLOYEES/PATIENTS/RESIDENTS/CLIENTS AT THIS ADDRESS: _____

SIGNATURE: _____

DATE: _____

PHARMACY USE ONLY

OF BOXES
DISPENSED:

LOT #:

DATE
DISPENSED:

PHARMACY
NAME:

PHARMACY #:

CITY:

CONGRATULATIONS TO OUR \$500 PRIZE WINNER!

Molly Pate of Berrien Springs is this year's winner of the Take Your BEST SHOT Photo Contest

This year's 482 submissions made it tough to narrow down the choices to the 12 finalist photos below. Our Facebook followers chose their favorite with the most Likes, "The Peaceful Boat," featured on the June page. Congratulations, Molly!



START TAKING PHOTOS FOR NEXT YEAR!

Enter our 2024 Emergency Information Calendar Take Your BEST SHOT Photo Contest beginning in May 2023

Cook Nuclear Plant invites amateur and professional photographers to submit digital photographs for possible publication in its 2024 Emergency Information Calendar for Berrien County or in one or more of our printed or electronic communications.

The deadline for submission is 5 p.m., September 6, 2023. The Cook Nuclear Plant editorial review committee retains full control over the selection of photographs for publication in the calendar and other media. We encourage entering local festivals, special events, and holiday photos.

One photo will win \$500 in our BEST SHOT Photo Contest. The Cook Nuclear Plant editorial committee will select 12 photos from all the entries; one for each month of the year. We will post the selected photos in the BEST SHOT Photo Contest gallery in late September 2023. Anyone who follows us at [Facebook.com/CookNuclear](https://www.facebook.com/CookNuclear) can then vote by liking their favorite photo. The photograph to receive the most Likes will win \$500 plus recognition as the BEST SHOT in the 2024 Cook Nuclear Plant Emergency Information Calendar for Berrien County. We will notify the winner in October and announce it in the 2024 calendar.

READ CONTEST RULES BEFORE TAKING PHOTOS:

- ▶ Take all photos in Berrien County during the four seasons.
- ▶ Submit only HORIZONTAL/LANDSCAPE photos (NO vertical).
- ▶ Enter crisp, high-resolution images (NO low-res cell phone shots).
- ▶ Minimum size: 10" x 8" @ 300 dpi (3300 x 2550 pixels @ 300ppi).
- ▶ Submit all photos by 5 p.m. on September 6, 2023.
- ▶ Submit only photos as a .jpg or .tif image file.
- ▶ DO NOT submit more than 4 images.
- ▶ No photographer will have more than one image included in the calendar.

We CANNOT consider photos submitted with the following issues:

- Not taken in Berrien County
- Vertical/portrait format
- Low resolution, too small, blurry or out of focus
- Use of obvious filters or effects
- Featuring identifiable people of any age
- Containing sexually explicit, obscene, violent or objectionable subject matter

See the complete rules and guidelines for our contest at: [cookcalendarphotos.com](https://www.cookcalendarphotos.com).

PREPARING FOR AN EMERGENCY EVENT

Emergency situations often catch people off guard. A good way to stay safe in an emergency is to know what to do ahead of time. Here are five steps you can take now to make sure you, your family and your co-workers are prepared to handle any emergency.

1. After you read this Emergency Information Calendar, please share it with your family or co-workers. Then display it where you can find it quickly when you need it.

2. Keep the following items together in a safe, easy-to-get-to place:

- | | | |
|---|---|---|
| <input type="checkbox"/> Emergency cash | <input type="checkbox"/> Prescription medicines | <input type="checkbox"/> Extra batteries |
| <input type="checkbox"/> Important papers | <input type="checkbox"/> Checkbook | <input type="checkbox"/> Flashlight |
| <input type="checkbox"/> First-aid kit | <input type="checkbox"/> Debit cards | <input type="checkbox"/> Pet supplies |
| <input type="checkbox"/> Extra keys | <input type="checkbox"/> Portable radio | <input type="checkbox"/> Credit cards |
| | | <input type="checkbox"/> Personal identification |
| | | <input type="checkbox"/> Potassium iodide (KI) if obtained in advance |

3. Make a list of personal instructions that you, your family or co-workers will need to follow in an emergency. Keep a list of supplies you may need with the instructions. Include on your supply list the items in step 2 above and the evacuation supplies listed on page 17.

4. Keep your vehicle in good running order. Fill your gas tank whenever it gets below half. If you do not have a car or do not have someone to drive you in an emergency, fill out the Functional Needs card on pages 17 and 18. Mail the card right away. You do not need a stamp.

5. If you know people who have functional needs, make sure they mail in a Functional Needs card. This may include anyone with vision or hearing impairments, physical or mental disabilities, or someone who has no means of transportation. Please help them fill out the Functional Needs card and return it right away (see pages 17 and 18). You can also fill out the form online at www.bcsheiff.org. We have an emergency team ready to help people reach safety. If you know someone who is vision impaired or has difficulty reading, please assist them with the information in this calendar. Help display it in a visible location if others need it to assist the person with functional needs.

For additional emergency preparedness tips and an online planning guide:

On the www.bcsheiff.org homepage, click on the *Divisions* tab and select *Emergency Management & Homeland Security Division* from the sidebar.

IMPORTANT PHONE NUMBERS AND EMERGENCY INFORMATION

List all the phone numbers and emergency information your household or business may need in an emergency. Please include names and numbers for your:

Doctor:	Sheriff:
Hospital:	School:
Ambulance:	Child caregiver:
Dentist:	Neighbor:
Police:	Pharmacist:
Fire Dept.:	Work:

NAME OF PERSON OR SERVICE	TELEPHONE NUMBER
Berrien County Emergency Services	911
Cook Nuclear Public Inquiry Line	866-362-3105

Use the space below to also list any special health or medical information that an emergency team member may need to know about you, your family members or co-workers.

SPECIAL HEALTH NEEDS OR EMERGENCY INFORMATION:

POSTAL CUSTOMER ECRWSS



Enter to win \$500 and be featured in the 2024 calendar!

We're seeking photos that highlight the year-round landscapes, festivals, and communities of Berrien County. The Cook Calendar photo contest is open to amateur and professional photographers alike.

See this year's winner and finalists, plus contest rules and guidelines on page 22.

Enter our 2024 Emergency Information Calendar Photo Contest beginning in May at cookcalendarphotos.com.

ON THE COVER:




PHOTO CREDIT: Ashlie Guyberson

Yes, you CAN see an atom!

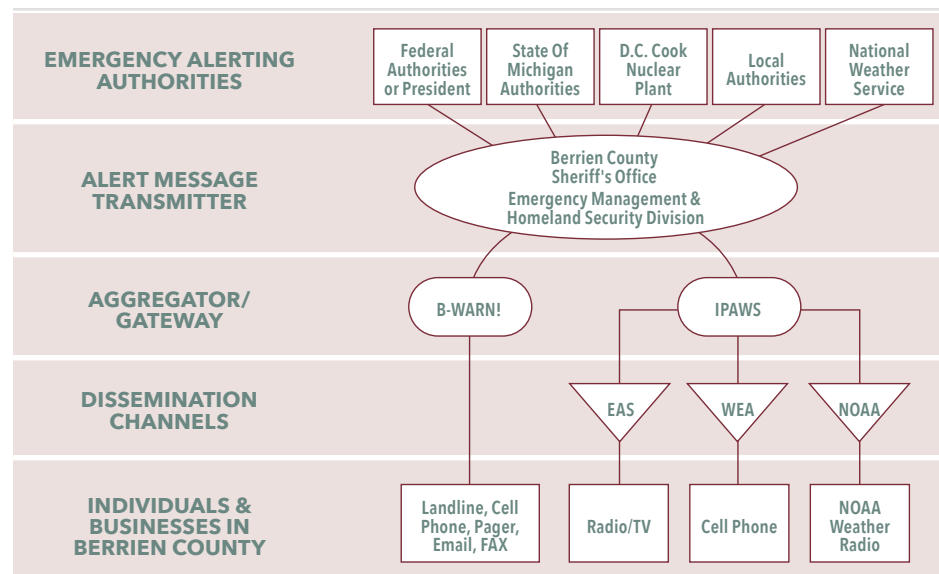
Well, sort of. The beautiful blue light emitting from the core of our nuclear reactor is known as the Cherenkov Effect, discovered in 1934 by Soviet physicist Pavel Cherenkov. It occurs when electromagnetically charged particles (in this case, electrons) move faster than the speed of light in a transparent medium (in this case, water). It's power... and a show!

IMPORTANT: PLEASE READ



You will get your emergency and life-saving information on your mobile phone, email, TV, radio and the National Oceanic and Atmospheric Administration's Weather Radio. Take time NOW to read pages 2 and 16 for more details.

BERRIEN COUNTY EMERGENCY ALERT SYSTEM 2023



GLOSSARY OF ACRONYMS

B-WARN!: Berrien Warning Alert and Regional Notifications | **EAS**: Emergency Alert System
FEMA: Federal Emergency Management Agency | **IPAWS**: Integrated Public Alert & Warning System
NOAA: National Oceanic and Atmospheric Administration | **WEA**: Wireless Emergency Alerts



SCAN THIS CODE TO VISIT THE COOK NUCLEAR PLANT'S EMERGENCY PLAN WEBPAGE

The Emergency Plan information contained in this calendar is also available online at www.cookinfo.com/EmergencyPlan.aspx.

If you have a general question or need advice, you can also email cookinfo@aep.com or use the Cook Nuclear Public Inquiry Hotline: 866-362-3105.

